

State Board for Technical and Comprehensive Education

SC TECHNICAL COLLEGE SYSTEM

Budget Request 2022-23

Presentation to the Higher Education Subcommittee of the House Ways and Means Committee

Rep. Gary Simrill, Chairman

Rep. Gilda Cobb-Hunter

Rep. Kirkman Finlay

SC TECHNICAL COLLEGE SYSTEM: HIGHLIGHTS



134K

SOUTH CAROLINA'S LARGEST HIGHER EDUCATION SECTOR

Each year the System educates and trains over 134,000 South Carolinians through our credit programs (96,404) and continuing education programs (38,469).



<30 MIN

GEOGRAPHICALLY ACCESSIBLE ACROSS THE STATE

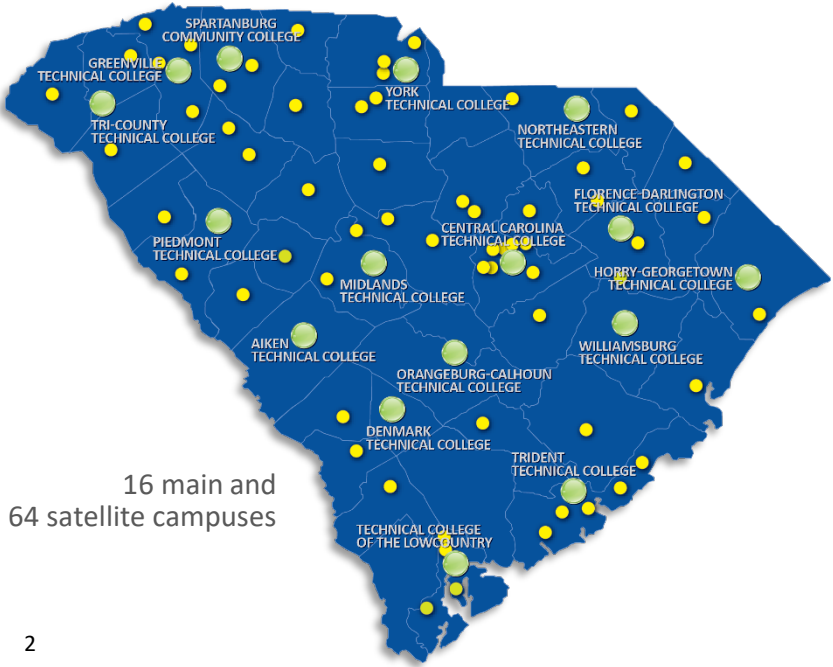
Our colleges are strategically located across the state with nearly every South Carolinian within a 30-minute drive of one of our 16 main campuses or 64 satellite campuses.



1100+

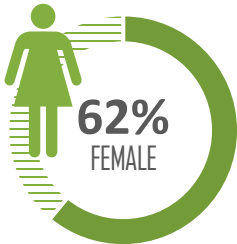
FLEXIBILITY THROUGH BREADTH AND DEPTH OF PROGRAMS

Our colleges offer a variety of programs in South Carolina's high-demand, high-paying fields, including 78 degrees, 28 diplomas and nearly 1,000 certificate programs.

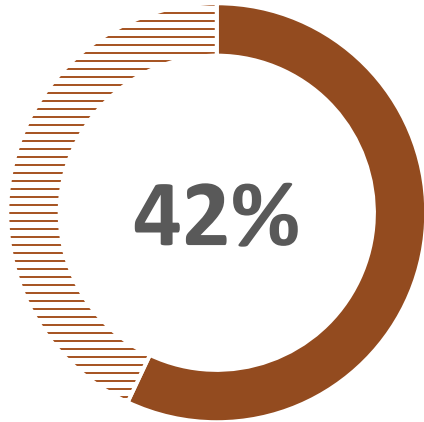


REFLECT THE COMMUNITIES WE SERVE

Our colleges provide one of the most accurate pictures of a community in terms of its population, its demographic makeup and its business and industry focus.

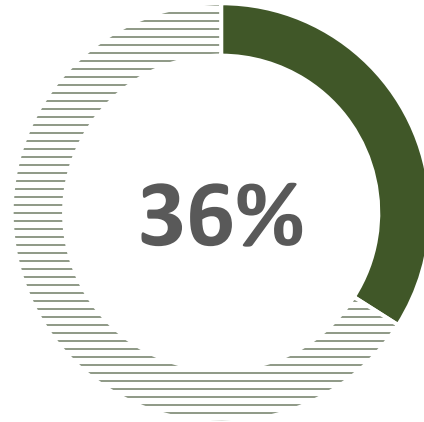


SC TECHNICAL COLLEGE SYSTEM: HIGHLIGHTS



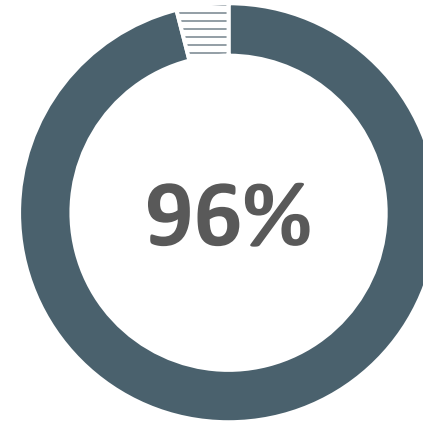
ACCESSIBLE

42% of all South Carolinians enrolled as undergraduates in South Carolina's public higher education attends one of our 16 colleges.



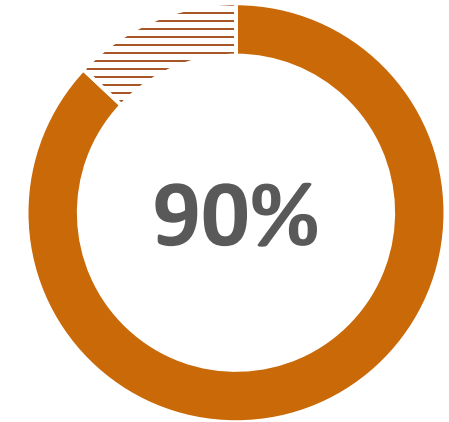
AFFORDABLE

Average annual tuition at one of our colleges is 36% of the average annual tuition at a four-year institution. Our colleges remain South Carolina's most affordable path to a quality higher education.



TARGETED

96% of our students are South Carolina residents. Nearly all our students are citizens of the state and choose to live and work in South Carolina after completing their education.



RELEVANT

90% of our graduates are placed in a job related to their field of study or are continuing their studies and furthering their education.

SC TECHNICAL COLLEGE SYSTEM: HIGHLIGHTS



readySC™ provides customized recruiting and training to qualifying companies locating to or expanding in South Carolina.

In order to qualify companies must be producing new, permanent, full-time, direct hire positions with competitive wages and benefits

BY THE NUMBERS

- Over 2,800 trained last fiscal year
- 115 companies served last fiscal year
- Nearly 308,000 trained since 1961
- 46% African-American; 40% Caucasian; 14% Other
- 40% Female; 60% Male
- 37 Average Age
- 12.8 Average Education



Apprenticeship Carolina™ works to increase the awareness and use of registered apprenticeship as an essential workforce development tool.

The program makes certain all employers in South Carolina have access to information and consultative services, at no charge, regarding sponsorship of a demand-driven registered apprenticeship program.

BY THE NUMBERS

- Over 6,800 active registered apprentices and nearly 1,200 companies participating across the state
- 37,282 total apprentices since inception in 2007
- 1 in 3 companies registers more than one occupation
- Nearly 280 youth apprenticeship programs

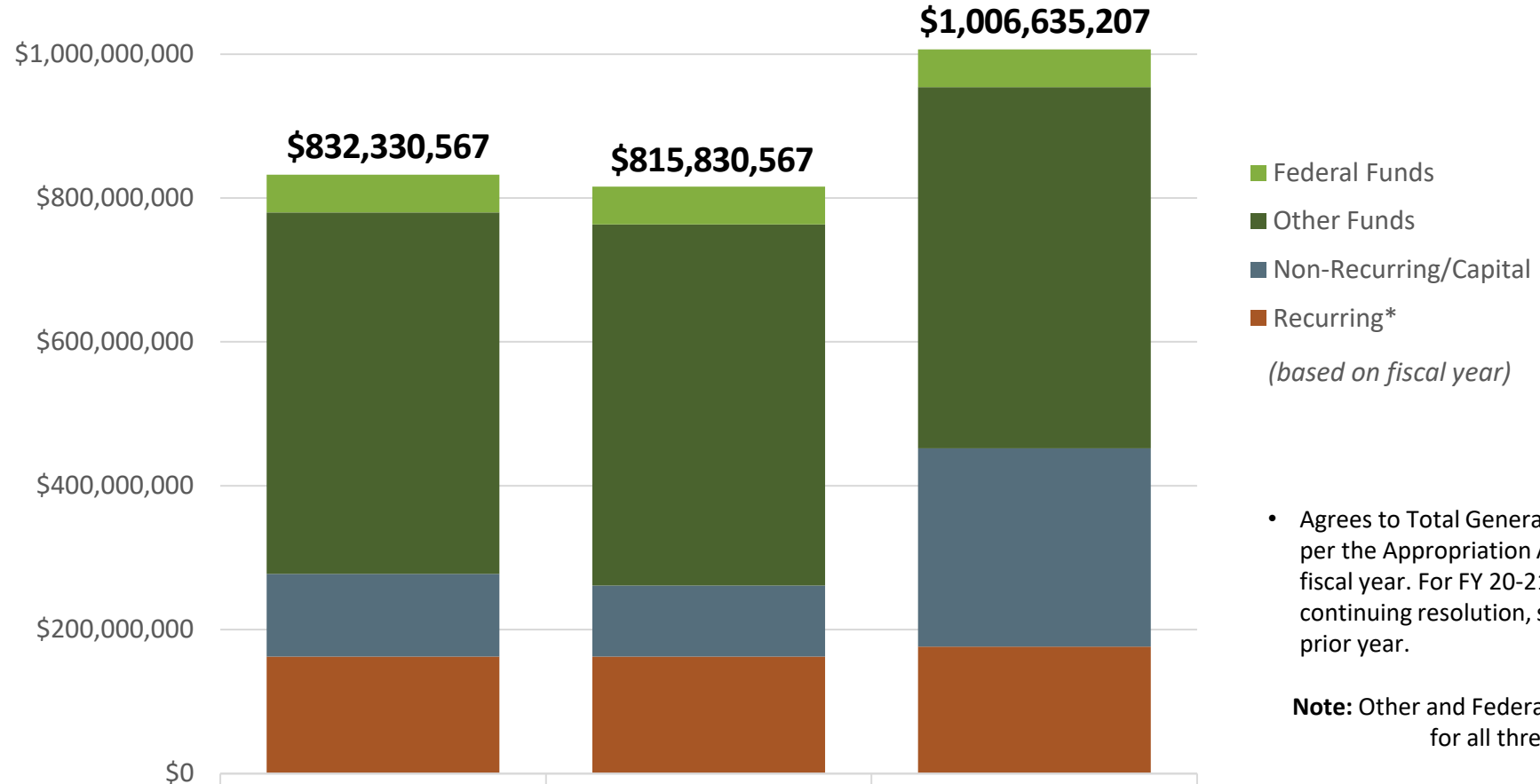
COVID-19 ACTIVITY REPORT

System-wide for the period April 1, 2020 through November 30, 2021

CATEGORY	BUDGETED AMOUNT	EXPENSES THROUGH OCTOBER	BUDGET REMAINING
Student Aid	\$157,095,955.26	\$90,834,812.03	\$66,261,143.23
Personnel*	\$21,461,947.15	\$13,007,433.76	\$8,454,513.39
Technology	\$47,249,283.18	\$18,011,261.13	\$29,238,022.05
PPE	\$16,418,243.95	\$2,270,138.85	\$14,148,105.10
Utilities	\$4,736,804.00	\$86,205.27	\$4,650,598.73
Supplies and Other Services	\$32,354,926.92	\$8,445,149.53	\$23,909,777.39
Lost Revenue	\$64,322,098.49	\$49,779,101.99	\$14,542,996.50
Indirect Costs	\$30,850,635.05	\$8,760,972.61	\$22,089,662.44
TOTAL:	\$374,489,894.00	\$191,195,075.17	\$183,294,818.83

** Personnel includes payroll costs and leave payouts*

APPROPRIATIONS HISTORY: THREE YEARS



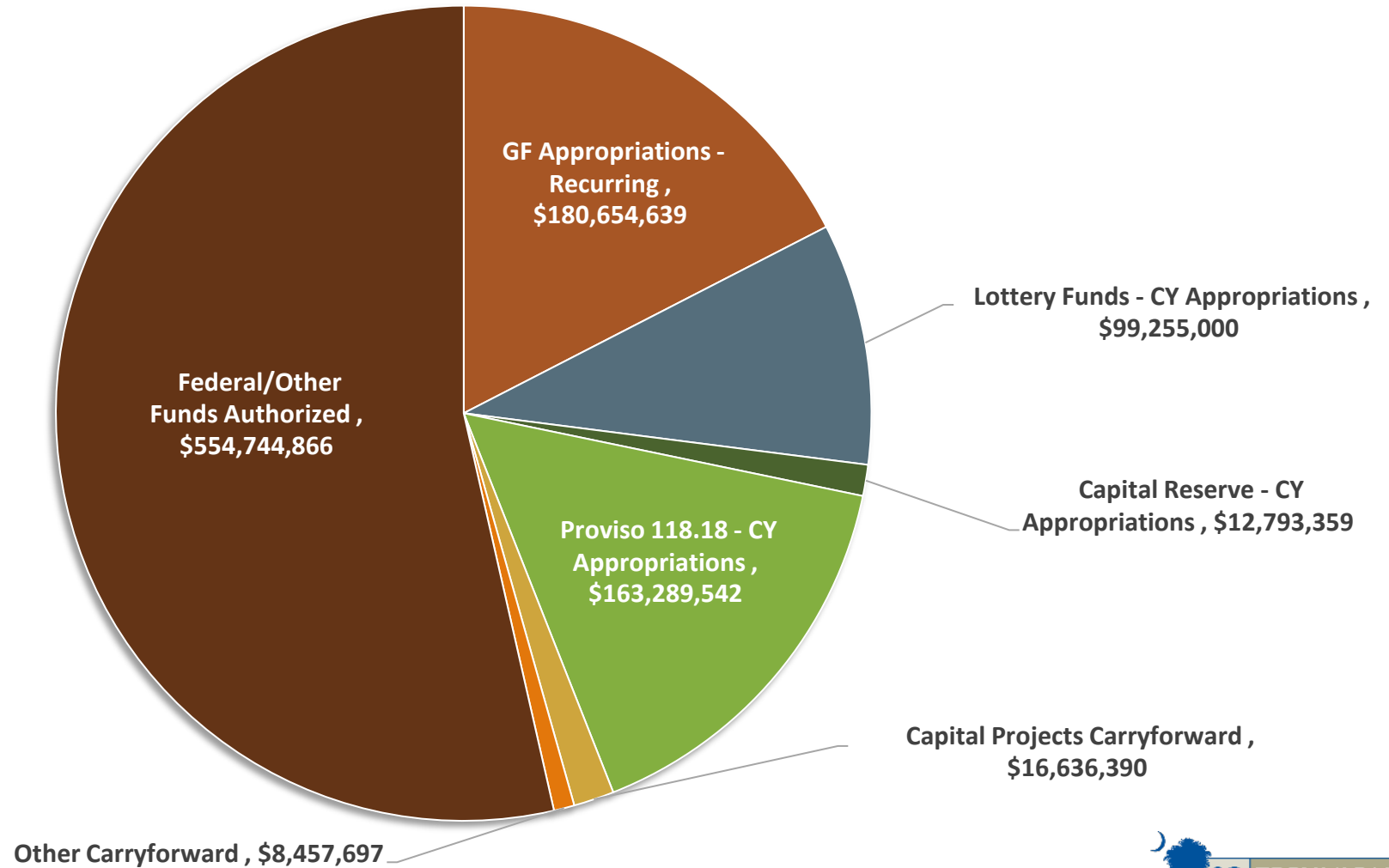
- Agrees to Total General Funds Appropriation per the Appropriation Act for the respective fiscal year. For FY 20-21, operating under continuing resolution, so no change from prior year.

Note: Other and Federal were kept constant for all three years.

	FY 19-20	FY 20-21	FY21-22
Federal Funds	\$52,614,581	\$52,614,581	\$52,614,581
Other Funds	\$502,130,285	\$502,130,285	\$502,130,285
Non-Recurring/Capital	\$114,981,603	\$98,481,603	\$275,337,901
Recurring*	\$162,604,098	\$162,604,098	\$176,552,440

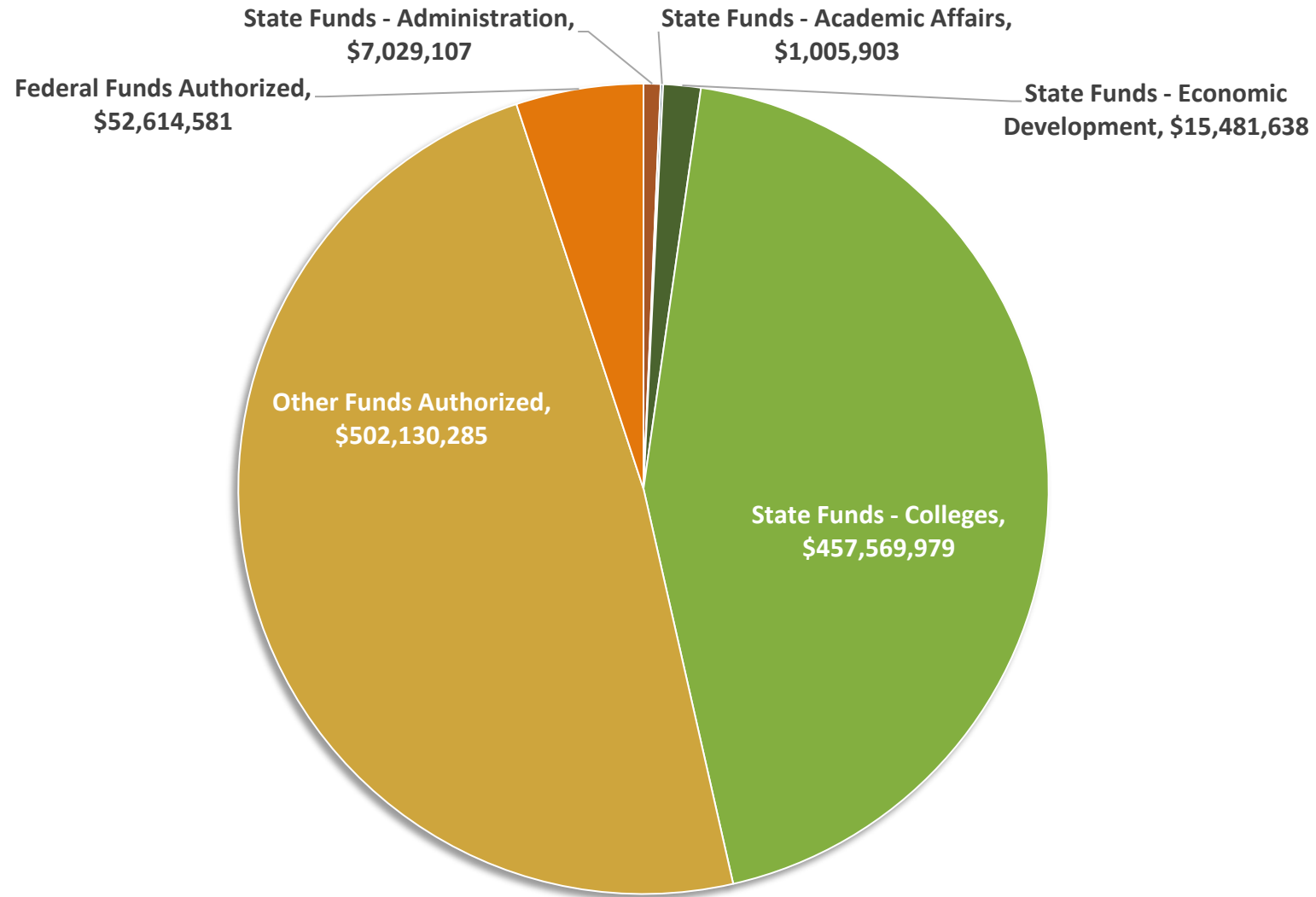
FY22 PROJECTED CURRENT REVENUE

System



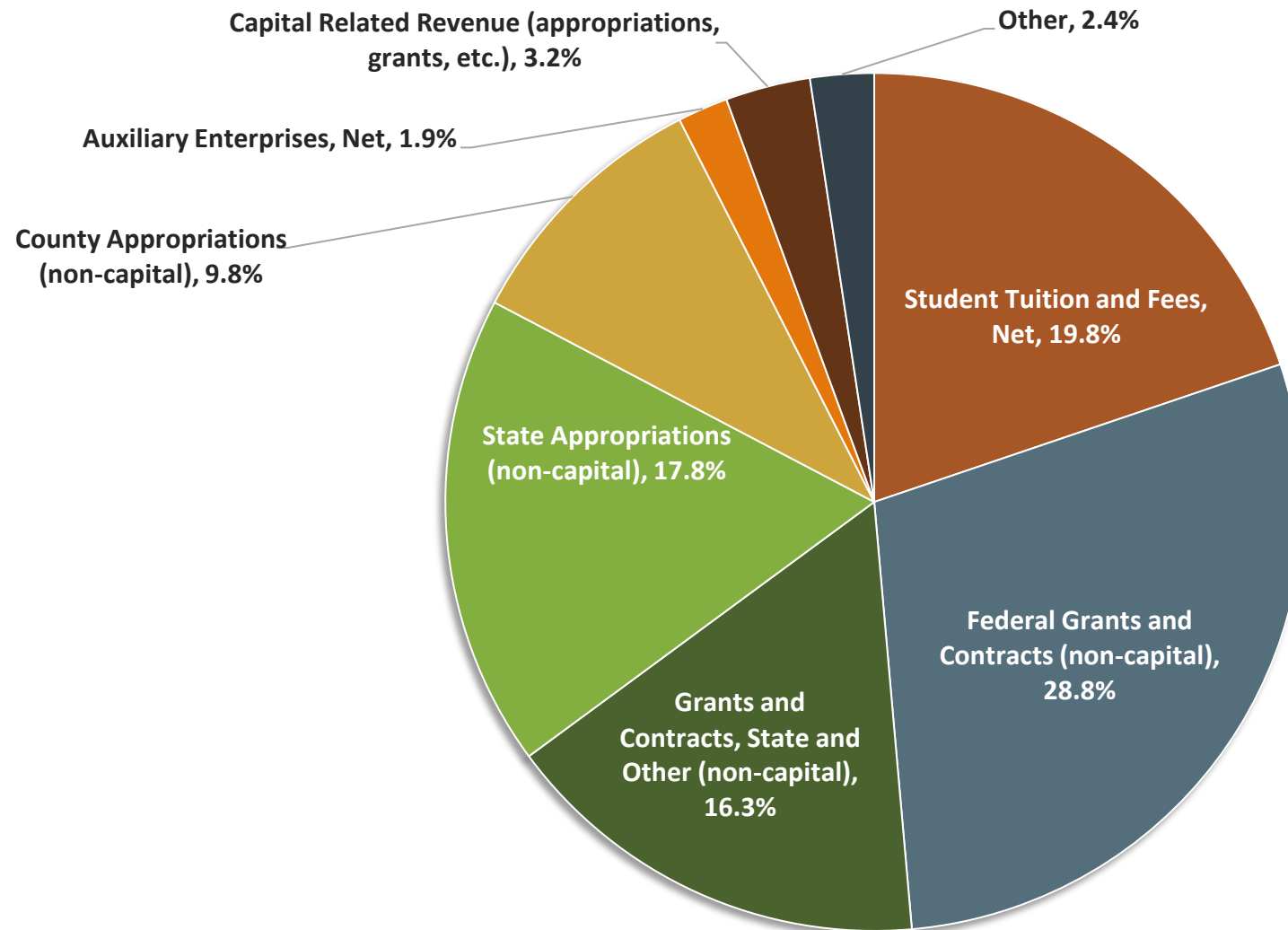
FY22 PROJECTED CURRENT EXPENSES

System



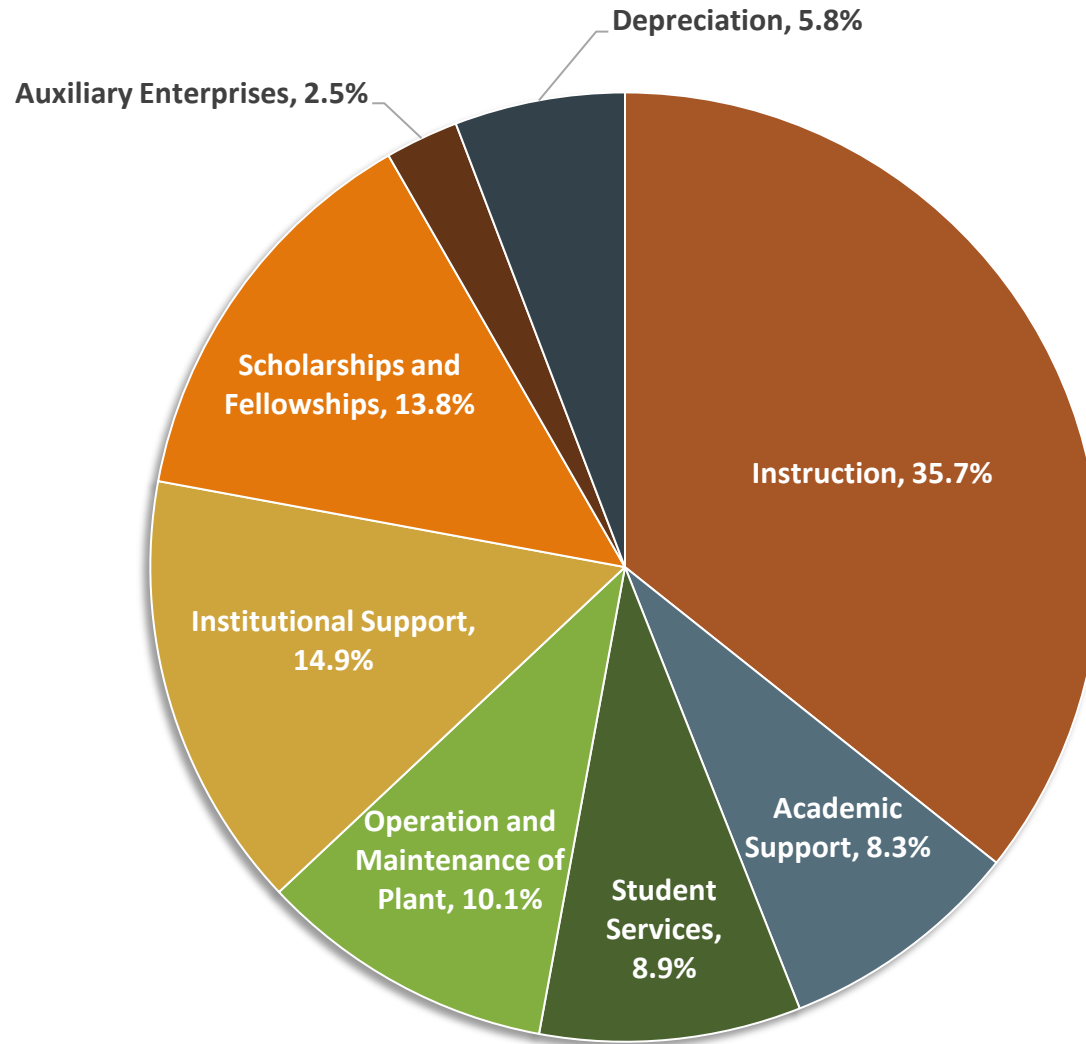
FY21 COLLEGE ACTUAL REVENUE

By Source



FY21 ACTUAL COLLEGE EXPENSES

By Function



BUDGET REQUEST: FY22-23

Recurring Requests:

- Instructional Programs for Local Technical Colleges (\$50M)

Non-Recurring Requests:

- Lottery Tuition Assistance Program (LTAP) (\$51.1M)
- South Carolina Workforce Industry Needs (SCWINS) (\$17M)
- Workforce Scholarships and Grants (\$16M)
- Equipment for High-Demand Jobs Skills Training (\$60M)
- College Maintenance and Repair Projects (\$160M)
- readySC Direct Training (\$2M)

Capital Requests:

- Individual College Initiatives (\$223.4M)

Authorization to Spend Funds:

- Boeing Training Contract (\$4.975M)

RECURRING REQUEST

Request	Amount	Justification
Instructional Programs Technical Colleges	\$50,000,000	Innovation and relevance have always been at the core of our mission and as a result, South Carolinians educated and trained annually by the South Carolina Technical College System enjoy a 90% placement rate upon completion. Now more than ever, technical colleges must be fiercely innovative in order to ensure student success while also meeting the ever-changing demands of business and industry. In order to ensure continued success, colleges must remain competitive in recruiting and retaining highly skilled, technically advanced instructional staff, thus ensuring students' continued success in the future.

NON-RECURRING REQUEST

Request	Amount	Justification
Lottery Tuition Assistance Program (LTAP)	\$51,100,000	<p>The tuition assistance lottery appropriation for FY2020-21 and FY2021-22 was \$51.1 million in each fiscal year, so we are asking that the amount remain stable for the upcoming fiscal year. The Lottery Tuition Assistance (LTA) Program benefits eligible students at technical colleges (approximately 91% of funding) as well as other two-year institutions (approximately 9% of funding), and at the current funding level, allows for awards of \$85 per credit hour to eligible students. From smaller class sizes and campuses to the flexibility provided by a variety of learning options, technical colleges offer not only a quality education at an affordable price but a safe and stable alternative for those considering their college options in these unprecedented times. Technical colleges deliver quality, relevant instruction at an affordable cost helping to keep education moving forward without adding burden to the financial strain many families are feeling. Because of programs like Lottery Tuition Assistance, our students leave with little or no debt. South Carolina's technical colleges provide one of the state's most affordable college options.</p>

NON-RECURRING REQUEST

Request	Amount	Justification
SC Workforce Industry Needs Scholarship (SC WINS)	\$17,000,000	<p>The SCWINS lottery appropriation for FY20-21 and FY21-22 was \$17 million in each fiscal year, so we are asking that the amount remain stable for the upcoming fiscal year. The SCWINS program benefits students enrolled in high demand programs and to need based students attending the technical colleges and at the current funding level, allows us to provide awards of \$65 per credit hour to eligible students. From smaller class sizes and campuses to the flexibility provided by a variety of learning options, technical colleges offer not only a quality education at an affordable price but a safe and stable alternative for those considering their college options in these unprecedented times. Technical colleges deliver quality, relevant instruction at an affordable cost helping to keep education moving forward without adding burden to the financial strain many families are feeling. Because of programs like SCWINS, our students leave with little or no debt. South Carolina's technical colleges provide one of the state's most affordable college options.</p>

NON-RECURRING REQUEST

Request	Amount	Justification
Workforce Scholarship and Grants	\$16,000,000	South Carolina's technical colleges prepare students for in demand, high paying jobs with great futures, good wages, and opportunities for advancement in any climate. Our state currently has thousands of jobs available in critical employment areas, with many more to follow as we adapt and pivot to address new needs. The pandemic hasn't changed what our System does for the people of South Carolina. No matter how insurmountable the challenges, we've always been there to support our students' dreams and goals and meet our stakeholders' workforce development needs. Our colleges can also quickly get people negatively impacted by the pandemic back on their feet – training them in new fields and building more stability for their lives.

NON-RECURRING REQUEST

Request	Amount	Justification
Equipment for High-Demand Jobs Skills Training	\$60,000,000	<p>The Technical College System’s 90% placement rate makes it essential that equipment and labs reflect the workplace where our students will eventually go to work. Our colleges need the right tools and technologies to help students successfully access learning, flourish on their educational journeys and enjoy productive careers and lives in South Carolina.</p> <p>High skill, high demand jobs often require high cost equipment to ensure what students encounter in the training lab accurately reflects what they will encounter on the job. Additional equipment funding effectively positions the technical colleges to meet the demands of business and industry in these high demand STEM, manufacturing and healthcare fields. Funds will be used to upfit and expand labs with the latest equipment for programs such as mechatronics, machine tool technology, welding, health sciences and automotive technologies. The request represents the colleges’ critical capital equipment needs for the coming year.</p> <p>This non-recurring request does not increase the need for recurring funds.</p>

NON-RECURRING REQUEST

Request	Amount	Justification
College Maintenance and Repair Projects	\$160,000,000	<p>From the creative use of instructional technology to artificial intelligence and virtual reality instruction, our colleges continue embracing new ways to simulate complex skills and reinforce learning. Our 90% placement rate makes it essential that labs and facilities reflect the workplace where our students will eventually go to work.</p> <p>The Technical College System is 60 years old and existing facilities at our colleges are in dire need of maintenance and repair. Funding for maintenance and repair projects would allow our colleges to increase the life of existing buildings, improve campus infrastructures, enhance information and telecommunications systems, improve energy efficiency, and enhance existing spaces to meet modern instructional and student support needs.</p> <p>This non-recurring request does not increase the need for recurring funds.</p>

NON-RECURRING REQUEST

Request	Amount	Justification
readySC Direct Training	\$2,000,000	<p>The Technical College System’s readySC program was established as an economic development training incentive designed to guarantee South Carolina could remain competitive through changing economic circumstances. It remains a key component of South Carolina’s development engine and has been recognized for more than 50 years as one of the nation’s premier programs of its kind. This award-winning program offers coordinated workforce training in partnership with the State’s sixteen (16) Technical Colleges and helps provide well trained employees to companies investing in South Carolina. readySC focuses on the recruiting and initial training needs of new and expanding organizations in South Carolina by providing recruiting, assessment, training development, management, and implementation services to qualifying organizations creating new, permanent, full-time jobs for the state that offer competitive wages and benefits.</p> <p>Funding for readySC allows the program to fulfill its commitments to its partner companies, commitments that were initiated in the prospect phase and more comprehensively defined in the project development phase. If these funds were not received, the impact to partner companies, the citizens of SC, and the reputation of the State would be considerable.</p> <p>This non-recurring appropriation does not create a need for recurring funds.</p>

CAPITAL REQUEST

Request	Amount	Justification
Individual College Initiatives – Capital Projects	\$223,373,177	The Individual College Initiatives represent capital facilities requests for all sixteen colleges. The Capital Facilities needs gives South Carolinians the facilities necessary to successfully prepare for future workforce needs and includes projects that have been carefully considered, properly vetted, and approved by our colleges and the State Board. The projects are included, and have been prioritized, on the CPIP for each technical college.

AUTHORIZATION TO SPEND FUNDS

Request	Amount	Justification
Boeing Training Contract	\$4,975,000	<p>The State of South Carolina and Boeing have been partners for the last 10 years during which time readySC has provided training for all Boeing production employees under a contractual commitment made when Boeing first began production in the State. Consequently, readySC now has a highly skilled staff specializing in training of aircraft production employees. As of December 31, 2020, the state's obligation to pay for this training ceased. However, Boeing requested a continuation of the partnership and agreed to pay the agency for all costs incurred to provide this training. Arrangements have been made for Boeing to pay our agency in advance for all payroll related costs and to reimburse for any other costs incurred. We currently have a contract with Boeing through December 31, 2022 with renewal options extending through December 31, 2025.</p>

OTHER FUND REQUEST

Request	Amount	Revenue Source	Description
Technical Colleges - Other Funds Increase	--	--	The System is making no request to change appropriated amount for other funds.

FEDERAL FUND REQUEST

Request	Amount	Revenue Source	Description
Technical Colleges - Federal Funds Increase	--	--	The System is making no request to change appropriated amount for federal funds.

FTE REQUEST

The System has no request for additional FTEs for FY23 and made no interim adjustment in FTEs.

PROVISO REQUESTS

We are requesting the following changes to Proviso 3.5 (FY2022-23 Lottery Funding):

Applicable Excerpts (requested changes)

The funds appropriated to the State Board for Technical and Comprehensive Education (SBTCE) for Workforce Scholarships and Grants shall be used to provide grants for tuition, fees, transportation, or ~~textbook~~ expenses **for required course related materials** to South Carolina residents enrolled in a career education program that meets all eligibility guidelines promulgated by the SBTCE in consultation with the Department of Education.

Of the funds appropriated to the State Board for Technical and Comprehensive Education for the South Carolina Workforce Industry Needs Scholarship, the board shall administer the South Carolina Workforce Industry Needs Scholarship as outlined below:

(G) Additionally, an up to three hundred dollar book allowance is applied to a SC WINS recipient's account, who is majoring in one of the critical workforce areas, for expenses towards the cost of ~~textbooks~~ **required course related materials**.

Reason for Requested Change:

The proviso currently allows colleges to use of Workforce Scholarships and Grants funding to provide grants for "textbook expenses", but not for other required course related materials (e.g. welding kits). As a result, students enrolled in technical courses must often pay for the required supplies out of pocket. The cost is often prohibitive and at times, actually deters students from enrolling in certain programs. We propose a change in the language from "textbook expenses" to "expenses for required course related materials" to mitigate this burden on the students.

In addition, for the South Carolina Industry Needs Scholarship (SC WINS) program, the proviso allows colleges to apply a book allowance of up to three hundred dollars to an eligible student's account "for expenses towards the cost of textbooks." We propose a change in the wording from "cost of textbooks" to "cost of required course related materials."

PROVISO REQUESTS

We are requesting the following language be added to achieve Proviso 117.152's request to guarantee transfer of student credits:

Students covered under this agreement are defined as a student who has:

- 1) earned an Associate in Arts (AA) or Associate in Science (AS) degree from one of the 16 colleges within the SC Technical College System (SCTCS),
- 2) earned a grade of "C" or better in each course applicable to the AA or AS degree, and
- 3) expressed intent to transfer to a public four-year institution.

Graduates from a South Carolina technical college will be granted admission to the public four-year institution and shall expect the following:

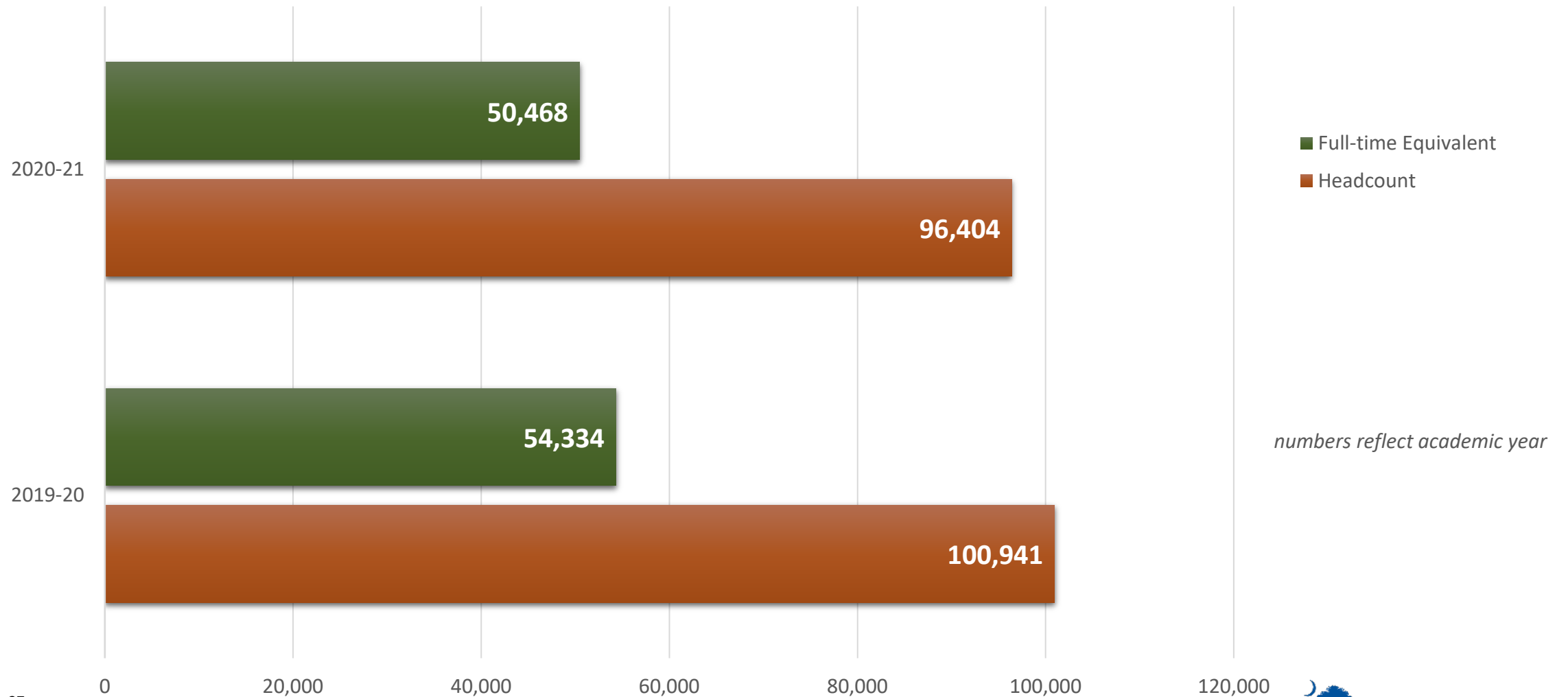
- 1) Students who have completed the AA or AS degree shall enter the public four-year institution with Junior standing and will have satisfied the public four-year institution's General Education Program Requirements,
- 2) All transfer courses that are accepted by the public four-year institution will be applied to the attainment of the baccalaureate degree as appropriate to the student's major, and
- 3) All transfer students must meet specific admission requirements for their desired major and must take junior and senior seminar courses

The public four-year institution will facilitate a reverse transfer option for SCTCS students who enroll in their institution without completing the AA or AS degree. Upon successful completion of coursework and hours at the public four-year institution, credits earned at the institution may be transferred back to the originating South Carolina technical college and applied toward an associate degree.

APPENDIX

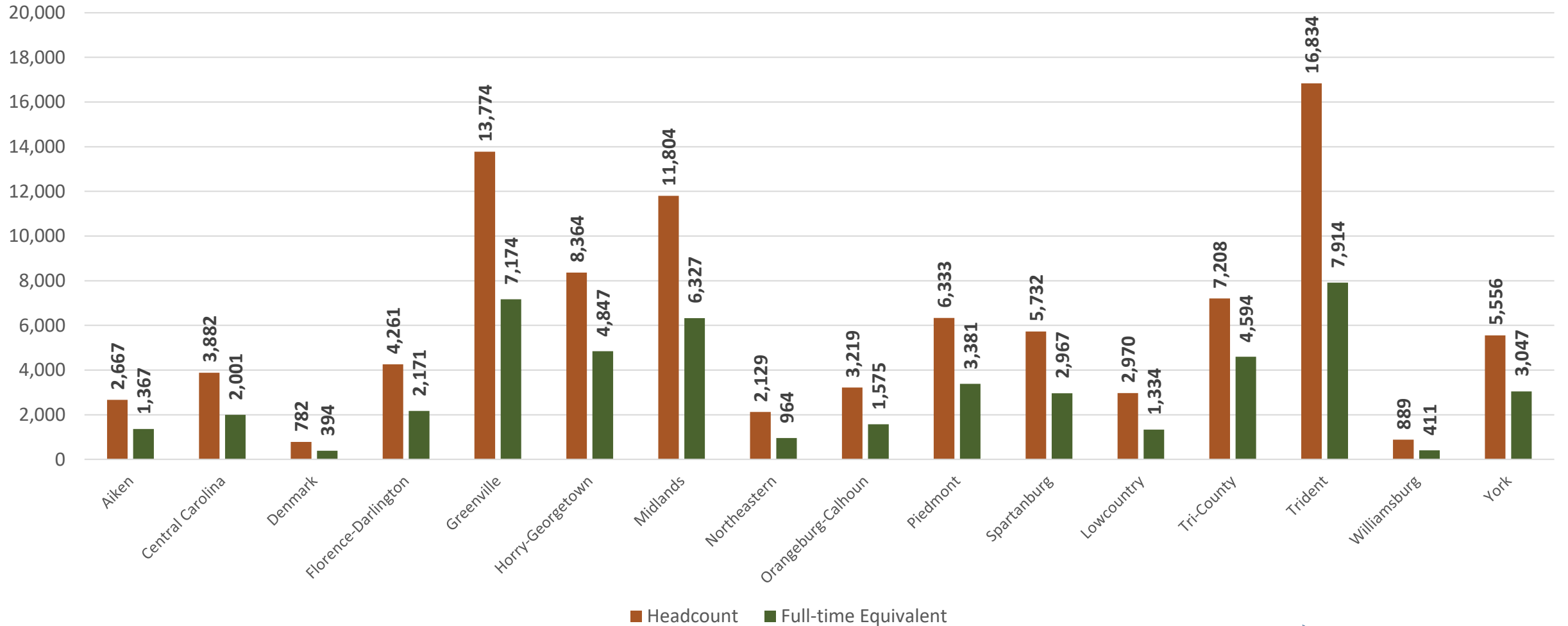
STUDENT ENROLLMENT: HEADCOUNT V. FTE

System-wide



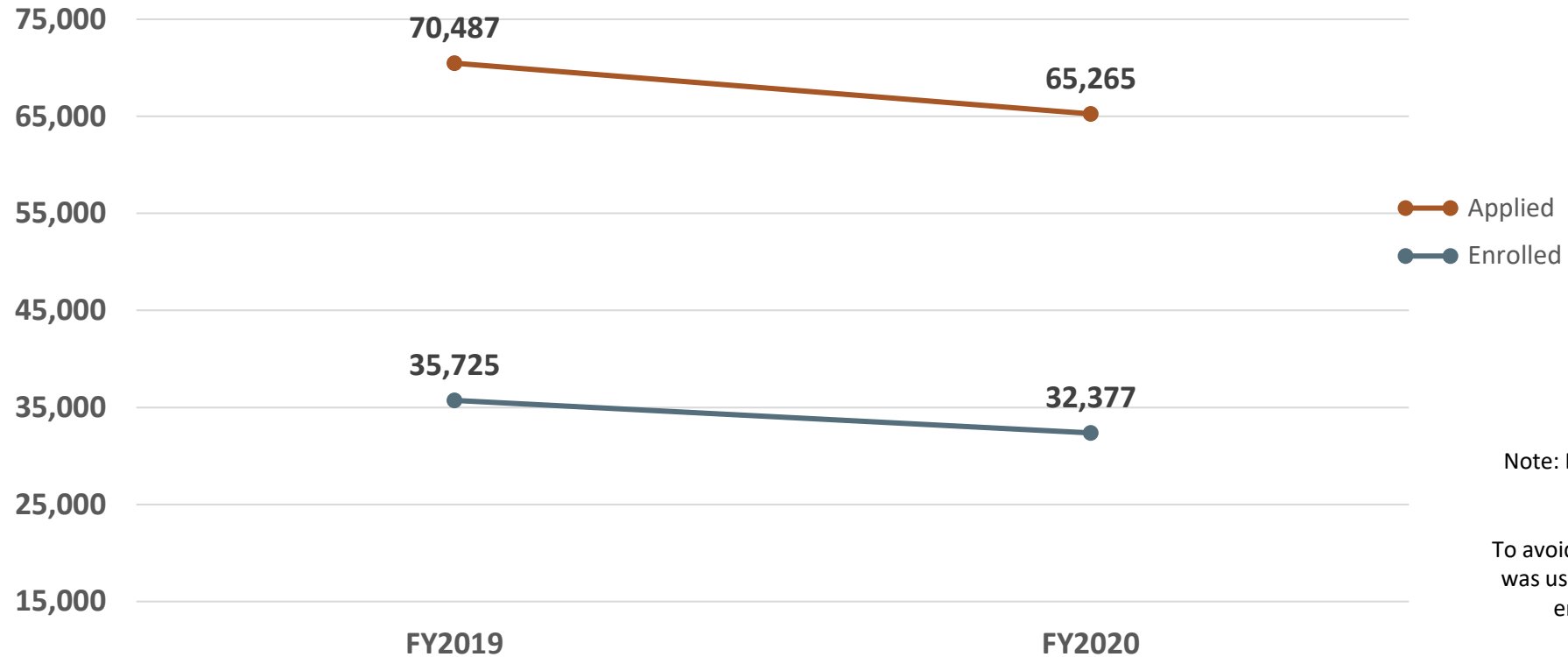
STUDENT ENROLLMENT: HEADCOUNT V. FTE

by College



APPLIED AND ENROLLED

System-wide

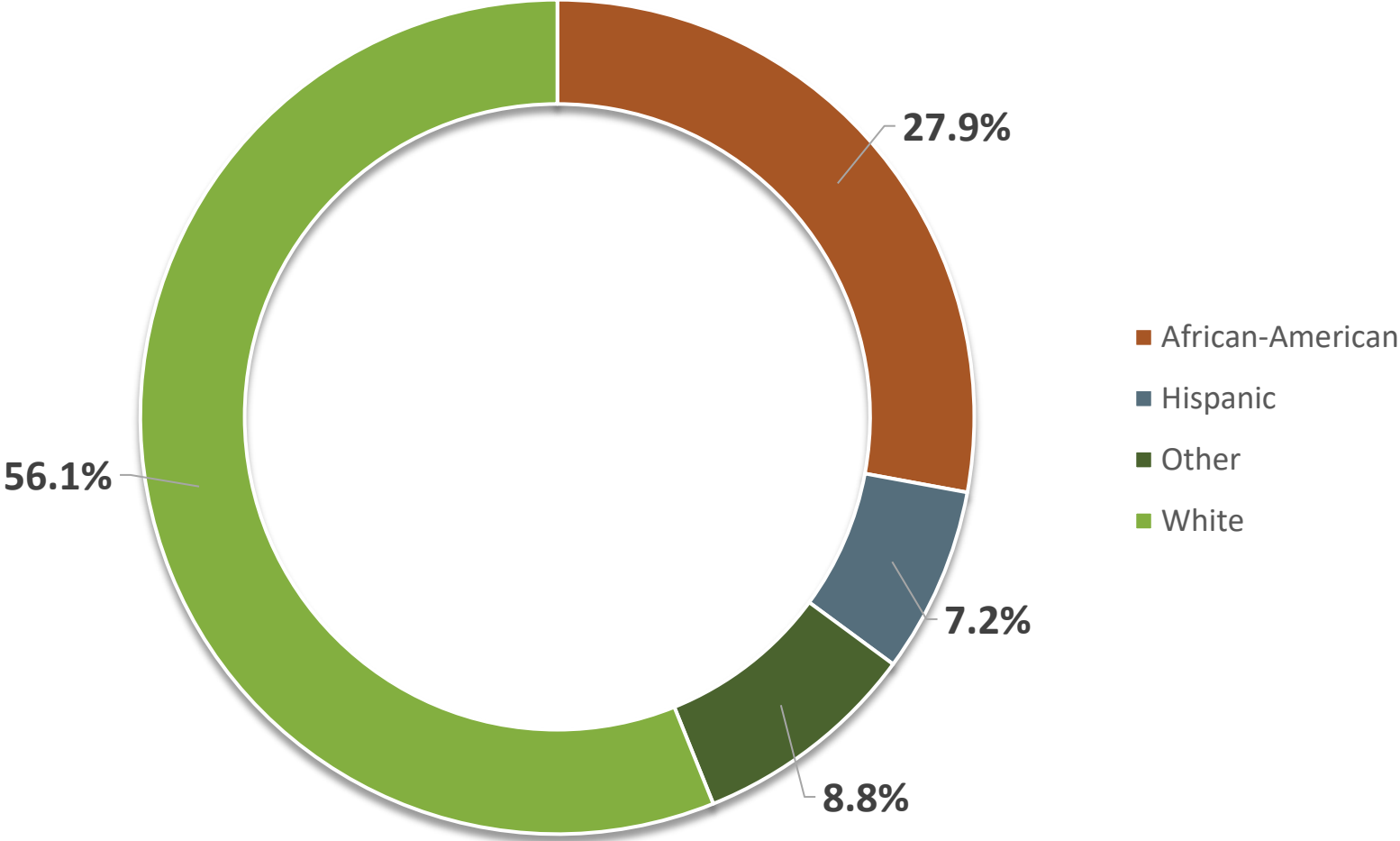


Note: Does not reflect continuing students only newly enrolled students.

To avoid duplicating headcount, the fall term was used as the count for both applied and enrolled. FY2019 = Fall 2019 and FY2020 = Fall 2020

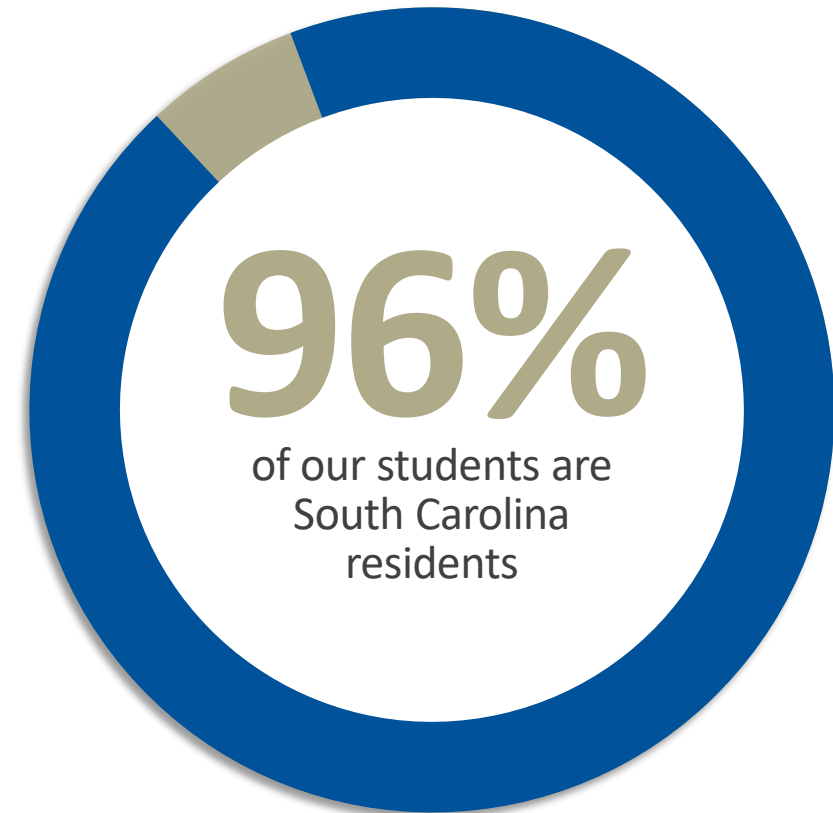
MINORITY ENROLLMENT

System-wide



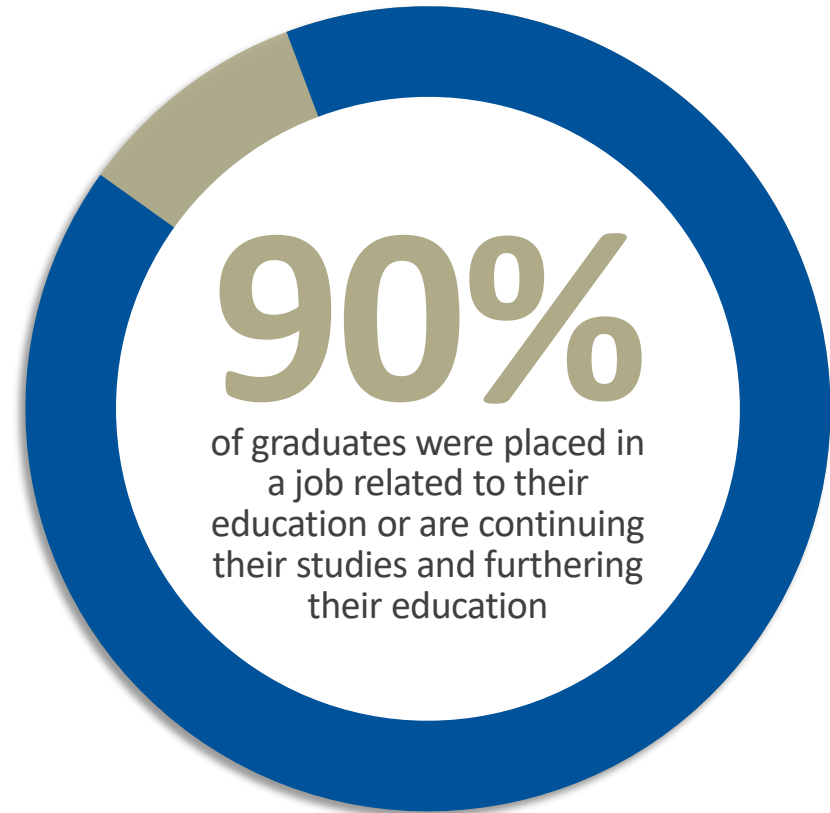
IN-STATE V. OUT-OF-STATE STUDENTS

The System Educates and Trains
South Carolinians to
Live and Work In South Carolina



PLACEMENT RATES

The System Prepares Students
for High-Demand, High-Wage Jobs



*Academic Year 2019-20 used for calculation due to
the prescribed time period allowed in order for students to find a job*

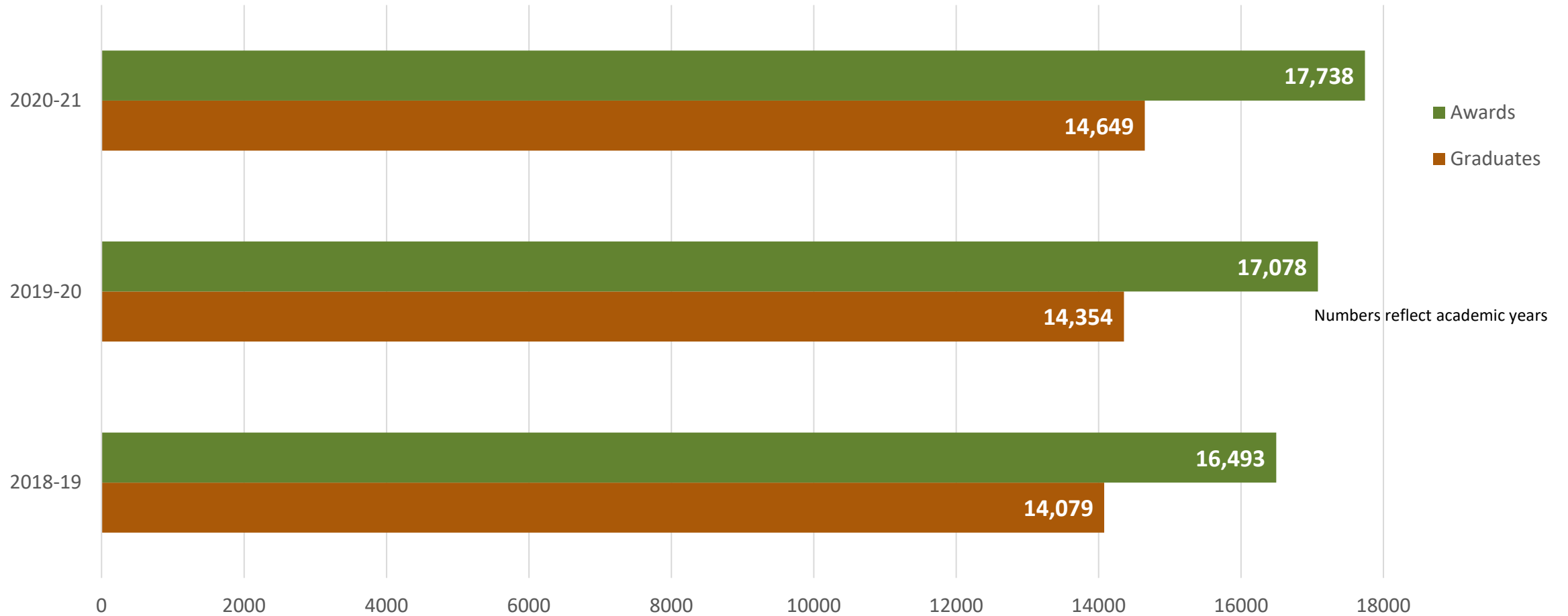
STUDENT ENROLLMENT: PLACEMENT RATES

by College

College	AY2019-20 Placement Rates
Aiken	92%
Central Carolina	90%
Denmark	81%
Florence-Darlington	86%
Greenville	85%
Horry-Georgetown	91%
Midlands	96%
Northeastern	93%
Orangeburg-Calhoun	91%
Piedmont	89%
Spartanburg	91%
Lowcountry	94%
Tri-County	93%
Trident	91%
Williamsburg	84%
York	84%

GRADUATES AND AWARDS

System-wide



TUITION HISTORY

The State Board for Technical and Comprehensive Education sets the tuition range for the colleges each year.

In determining the tuition range a number of variables are considered including, but not limited to enrollment, required resources, revenues and the current HEPI index.

Over the past five years, the System's average annual tuition has increased as follows:

Percent change AY 2015/16 to AY 2016/17	1.8%
Percent change AY 2016/17 to AY 2017/18	3.7%
Percent change AY 2017/18 to AY 2018/19	3.5%
Percent change AY 2018/19 to AY 2019/20	3.7%
Percent change AY 2019/20 to AY 2020/21	2.0%

TUITION & FEE HISTORY

by College

	AY2016-17		AY2017-18		AY2018-19		AY2019-20		AY2020-21	
	Full-Time, In-State	Full-Time, Out-of-State	Full-Time, In-State	Full-Time, Out-of-State	Full-Time, In-State	Full-Time, Out-of-State	Full-Time, In-State	Full-Time, Out-of-State	Full-Time, In-State	Full-Time, Out-of-State
Aiken	\$4,348	\$6,638	\$4,468	\$6,830	\$4,656	\$6,850	\$4,826	\$6,880	\$4,946	\$6,880
Central Carolina	\$4,320	\$7,200	\$4,440	\$7,416	\$4,608	\$7,704	\$4,752	\$7,944	\$4,896	\$8,184
Denmark	\$3,787	\$6,458	\$4,440	\$8,640	\$4,440	\$8,640	\$4,566	\$8,892	\$4,860	\$9,204
Florence-Darlington	\$4,174	\$6,262	\$4,270	\$6,406	\$4,462	\$6,598	\$4,606	\$6,742	\$4,606	\$6,742
Greenville	\$4,326	\$8,550	\$4,422	\$8,766	\$4,590	\$9,102	\$4,778	\$9,410	\$4,778	\$9,410
Horry-Georgetown	\$4,036	\$7,948	\$4,108	\$8,092	\$4,252	\$8,380	\$4,372	\$8,620	\$4,372	\$8,620
Midlands	\$4,064	\$11,744	\$4,318	\$12,478	\$4,530	\$13,074	\$4,788	\$13,812	\$4,788	\$13,812
Northeastern	\$4,090	\$6,802	\$4,110	\$6,870	\$4,158	\$6,918	\$4,518	\$7,350	\$4,902	\$7,878
Orangeburg-Calhoun	\$4,130	\$6,890	\$4,250	\$7,010	\$4,466	\$7,226	\$4,610	\$7,370	\$4,730	\$7,490
Piedmont	\$4,228	\$6,148	\$4,300	\$6,220	\$4,456	\$6,448	\$4,582	\$6,628	\$4,582	\$6,628
Spartanburg	\$4,300	\$8,692	\$4,444	\$8,956	\$4,662	\$9,342	\$4,782	\$9,582	\$4,902	\$9,822
Lowcountry	\$4,276	\$9,268	\$4,516	\$9,676	\$4,684	\$10,036	\$4,852	\$10,396	\$5,140	\$11,020
Tri-County	\$4,050	\$9,042	\$4,172	\$9,356	\$4,327	\$9,751	\$4,448	\$10,040	\$4,448	\$10,208
Trident	\$4,156	\$7,838	\$4,280	\$8,073	\$4,439	\$8,372	\$4,563	\$8,606	\$4,563	\$8,606
Williamsburg	\$4,080	\$7,752	\$4,224	\$8,016	\$4,368	\$8,280	\$4,488	\$8,400	\$4,488	\$8,400
York	\$4,056	\$9,240	\$4,176	\$9,336	\$4,344	\$9,504	\$4,532	\$9,836	\$4,562	\$9,866

SCHOLARSHIP & GRANTS

Numbers Awarded by College

	FALL 2020 SCHOLARSHIPS/GRANTS RECIPIENT NUMBERS							SPRING 2021 SCHOLARSHIPS/GRANTS RECIPIENT NUMBERS							SUMMER 2021 SCHOLARSHIPS/GRANTS RECIPIENT NUMBERS						
	Fed Suplmtl Educ Oppty Grant	Life	Lottery Tuition Assist.	Pell	Work Study	SC Need-based Grant Prog	SCWINS	Fed Suplmtl Educ Oppty Grant	Life	Lottery Tuition Assist.	Pell	Work Study	SC Need-based Grant Prog	SCWINS	Fed Suplmtl Educ Oppty Grant	Life	Lottery Tuition Assist.	Pell	Work Study	SC Need-based Grant Prog	SCWINS
Aiken	162	137	536	890	4	219	210	115	143	490	880	4	233	192	38	1	169	435	4	34	41
Central-Carolina	178	321	1,436	1,125	17	252	706	152	278	1,391	1,075	18	243	688	62	0	500	659	0	24	246
Denmark	127	19	76	247	53	30	64	113	12	116	211	38	29	109	25	0	19	73	0	1	16
Florence-Darlington	529	395	1,189	1,313	13	95	813	454	265	1,047	1,180	13	123	721	317	0	347	518	3	39	220
Greenville	586	1,150	4,419	3,065	24	457	1,913	749	1,081	3,673	2,895	23	606	1,675	188	0	1,276	1,418	10	254	645
Horry-Georgetown	151	1,412	2,182	2,804	0	533	839	718	1,239	1,996	2,403	0	499	712	114	18	726	1,101	0	40	421
Midlands	248	1,148	3,215	3,307	24	461	1,845	413	981	2,900	2,987	20	714	1,801	468	0	1,141	1,384	12	144	688
Northeastern	107	50	511	555	2	73	343	161	45	320	609	4	83	245	140	0	222	396	1	51	156
Orangeburg-Calhoun	206	195	1,218	1,045	4	76	765	254	182	1,155	1,008	7	140	686	291	0	396	544	2	88	196
Piedmont	261	371	2,084	2,332	35	292	1,167	264	298	1,869	2,131	28	246	1,047	58	4	712	1,097	6	150	405
Spartanburg	293	604	1,547	1,597	15	520	697	289	571	1,436	1,446	25	432	621	48	2	452	681	6	12	146
Lowcountry	205	92	754	782	0	44	254	205	70	774	724	1	59	303	114	0	171	362	0	30	75
Tri-County	137	1,682	1,742	1,976	10	563	833	202	1,562	1,502	1,933	18	523	780	116	1	587	859	4	71	379
Trident	1,533	1,025	5,036	3,204	0	617	1,859	1,264	823	4,758	2,919	0	510	1,760	0	0	1,543	1,512	2	0	675
Williamsburg	20	14	384	283	0	54	342	38	12	356	266	2	47	309	0	0	111	188	1	8	84
York	145	567	1,899	1,310	10	203	896	280	505	1,830	1,819	10	341	724	134	26	318	472	0	30	115
TOTAL	4,888	9,182	28,228	25,835	211	4,489	13,526	5,671	8,067	25,613	24,486	211	4,828	12,373	2,058	52	8,690	11,699	51	976	4,508

SCHOLARSHIP & GRANTS

Dollar Amounts Awarded by College

	FALL 2020 SCHOLARSHIPS/GRANTS RECIPIENT DOLLAR AMOUNTS							SPRING 2021 SCHOLARSHIPS/GRANTS RECIPIENT DOLLAR AMOUNTS							SUMMER 2021 SCHOLARSHIPS/GRANTS RECIPIENT DOLLAR AMOUNTS						
	Fed Suplmntl Educ Oppty Grant	Life	Lottery Tuition Assist.	Pell	Work Study	SC Need-based Grant Prog	SCWINS	Fed Suplmntl Educ Oppty Grant	Life	Lottery Tuition Assist.	Pell	Work Study	SC Need-based Grant Prog	SCWINS	Fed Suplmntl Educ Oppty Grant	Life	Lottery Tuition Assist.	Pell	Work Study	SC Need-based Grant Prog	SCWINS
Aiken	\$57,943	\$337,500	\$490,375	\$1,734,092	\$1,526	\$86,825	\$185,980	\$40,070	\$347,500	\$446,130	\$1,665,002	\$1,526	\$86,350	\$153,120	\$12,919	\$2,500	\$152,073	\$677,709	\$3,000	\$17,050	\$30,425
Central-Carolina	\$85,784	\$802,500	\$1,098,563	\$2,086,769	\$26,230	\$153,438	\$488,020	\$75,283	\$675,000	\$1,067,617	\$1,986,432	\$37,427	\$146,973	\$474,573	\$27,902	\$0	\$366,943	\$1,054,135	\$0	\$14,591	\$141,978
Denmark	\$80,533	\$37,500	\$56,576	\$573,333	\$46,684	\$24,636	\$44,717	\$80,807	\$30,000	\$100,690	\$570,598	\$66,170	\$24,967	\$91,834	\$12,446	\$0	\$16,720	\$139,645	\$2,200	\$12	\$13,838
Florence-Darlington	\$132,250	\$917,983	\$1,002,644	\$2,690,764	\$17,253	\$92,500	\$689,360	\$113,500	\$656,329	\$941,357	\$2,528,018	\$18,040	\$120,000	\$600,965	\$79,053	\$0	\$282,498	\$861,904.00	\$1,755	\$26,250	\$134,876
Greenville	\$225,982	\$2,833,107	\$3,643,719	\$6,312,139	\$36,518	\$382,231	\$1,413,926	\$302,171	\$2,658,252	\$2,948,555	\$5,626,305	\$41,117	\$531,597	\$1,211,525	\$48,799	\$0	\$977,474	\$2,121,482	\$12,934	\$183,314	\$360,866
Horry-Georgetown	\$72,500	\$2,000,868	\$2,013,080	\$5,398,156	\$0	\$330,625	\$669,080	\$349,876	\$1,757,814	\$1,857,387	\$4,959,080	\$0	\$312,500	\$512,635	\$53,000	\$23,144	\$603,581	\$1,807,764	\$0	\$25,625	\$261,282
Midlands	\$159,915	\$2,852,902	\$2,891,061	\$6,925,890	\$45,109	\$368,250	\$1,643,587	\$268,048	\$2,443,766	\$2,662,661	\$6,172,186	\$34,680	\$592,750	\$1,589,554	\$303,302	\$0	\$894,479	\$2,173,748	\$14,788	\$83,990	\$465,885
Northeastern	\$29,330	\$125,000	\$361,493	\$1,548,888	\$155	\$24,675	\$241,911	\$40,150	\$112,500	\$255,839	\$1,734,747	\$4,959	\$40,461	\$176,853	\$33,094	\$0	\$163,508	\$600,428	\$942	\$30,932	\$103,136
Orangeburg-Calhoun	\$47,149	\$482,290	\$903,962	\$1,824,987	\$4,388	\$47,250	\$541,737	\$67,152	\$434,800	\$849,555	\$1,774,105	\$5,035	\$95,419	\$480,341	\$109,055	\$0	\$359,102	\$914,715	\$1,280	\$70,854	\$138,486
Piedmont	\$128,073	\$908,871	\$1,908,720	\$4,542,317	\$55,744	\$188,300	\$905,432	\$131,125	\$736,927	\$1,726,832	\$4,221,938	\$43,872	\$153,547	\$800,193	\$53,500	\$9,861	\$587,635	\$1,902,792	\$2,566	\$140,000	\$244,076
Spartanburg	\$94,297	\$1,486,021	\$1,394,482	\$3,537,257	\$29,189	\$259,593	\$631,223	\$93,828	\$1,414,833	\$1,321,406	\$3,222,323	\$34,084	\$212,510	\$544,394	\$10,967	\$5,000	\$344,397	\$1,160,269	\$6,112	\$5,150	\$82,808
Lowcountry	\$75,910	\$220,000	\$601,942	\$1,333,384	\$0	\$35,000	\$175,471	\$75,735	\$175,000	\$607,113	\$1,218,253	\$1,595	\$44,688	\$202,033	\$42,500	\$0	\$133,316	\$508,677	\$0	\$23,750	\$42,912
Tri-County	\$85,625	\$4,163,659	\$1,706,272	\$3,936,707	\$8,602	\$343,898	\$601,017	\$126,250	\$3,863,255	\$1,453,289	\$3,732,057	\$15,649	\$340,025	\$546,580	\$72,500	\$2,500	\$484,685.09	\$1,381,919	\$1,978	\$48,149	\$195,487
Trident	\$536,710	\$2,475,670	\$4,480,110	\$6,094,963	\$0	\$591,250	\$1,405,152	\$446,557	\$2,018,289	\$4,114,463	\$5,470,818	\$0	\$505,893	\$1,319,005	\$0	\$0	\$1,264,063	\$2,278,343	\$0	\$0	\$401,772
Williamsburg	\$8,750	\$34,272.00	\$297,324	\$542,635	\$0	\$23,250	\$205,892	\$14,722	\$29,848	\$275,764	\$508,600	\$1,149	\$19,000	\$187,596	\$0	\$0	\$87,308	\$304,740	\$0	\$2,858	\$50,580
York	\$65,250	\$1,407,079	\$1,800,179	\$2,705,432	\$19,916	\$210,116	\$785,366	\$121,081	\$1,262,500	\$1,553,574	\$2,386,322	\$19,916	\$253,750	\$537,878	\$45,141	\$53,026	\$254,569	\$652,505	\$0	\$22,500	\$21,917
TOTAL	\$1,994,135	\$21,085,223	\$24,650,506	\$51,787,716	\$291,318	\$3,161,838	\$10,627,878	\$2,078,777	\$18,616,613	\$22,182,236	\$47,776,789	\$325,223	\$3,480,430	\$9,429,085	\$904,179	\$96,031	\$6,972,354	\$18,540,779	\$50,341	\$695,025	\$2,690,330

OUTSTANDING DEBT

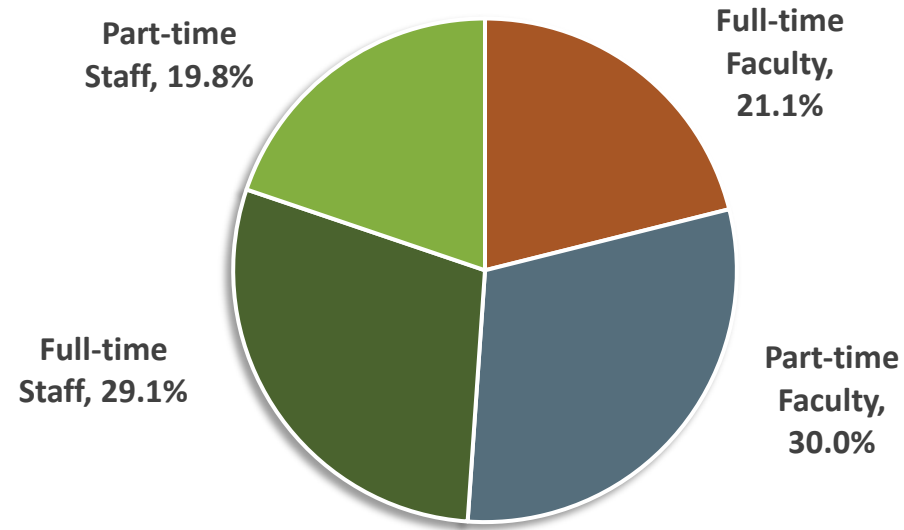
College	Lender	Amount of Initial Debt	Balance as of June 30, 2021	Year Debt Incurred	Year Debt to be Satisfied	Repayment Schedule	Purpose of Debt
Aiken	N/A	\$0.00	\$0.00	N/A	N/A	N/A	N/A
Central Carolina	N/A	\$0.00	\$0.00	N/A	N/A	N/A	N/A
Denmark	N/A	\$0.00	\$0.00	N/A	N/A	N/A	N/A
Florence-Darlington	Series 2014 Special Fee Refunding Bonds	\$16,240,000.00	\$10,175,000.00	2014	2030	Semi-annually	Advance refund all outstanding maturities of the Special Fee Rev Bonds, Series 2005A and to pay the issuance costs of the 2014 bonds
Florence-Darlington	Xerox	\$199,849.00	\$155,350.00	2020	2024	Monthly	Capital Lease - Copier
Greenville	Greenville County	\$7,770,000.00	\$3,820,000.00	2012	2026	Semi-annually	Refinanced a portion of Series 2005 GOB
Greenville	Greenville County	\$4,558,802.00	\$1,169,941.00	2013	2024	Semi-annually	Refinanced a portion of Series 2005A GOB
Greenville	Greenville County	\$25,000,000.00	\$18,080,000.00	2014	2034	Semi-annually	Center for Manufacturing Innovation
Greenville	Greenville County	\$2,565,000.00	\$1,840,000.00	2014	2028	Semi-annually	Partially refund the Series 2007 debt service
Greenville	Greenville County	\$3,800,000.00	\$3,655,000.00	2016	2032	Semi-annually	Partially refund the Series 2011A debt service
Greenville	Brashier Middle College, LLC	\$8,400,000.00	\$6,580,000.00	2009	2039	Semi-annually	53,000 Square Foot Building - Capital Lease
Horry-Georgetown	Presidio	\$40,737.00	\$37,273.00	2020	2025	Monthly	Capital Lease - Equipment
Midlands	State of SC	\$8,765,000.00	\$5,560,000.00	2016	2027	Semi-annually	Advance refund all outstanding maturities of previously issued Bond Series 1998A, 2002C, and 2007A and to pay the issuance costs of the 2016C bond issuance

OUTSTANDING DEBT (CONTINUED)

College	Lender	Amount of Initial Debt	Balance as of June 30, 2021	Year Debt Incurred	Year Debt to be Satisfied	Repayment Schedule	Purpose of Debt
Midlands	State of SC	\$15,175,000.00	\$15,175,000.00	2021	2040	Semi-annually	Pay a portion of the costs of the Series 2021B State Institution Project, refund of previously issued Series 2011C Bond (maturing in 2031), and pay costs of issuance of the Series 2021B State Institution Bonds
Northeastern	N/A	\$0.00	\$0.00	N/A	N/A	N/A	N/A
Orangeburg-Calhoun	N/A	\$0.00	\$0.00	N/A	N/A	N/A	N/A
Piedmont	N/A	\$0.00	\$0.00	N/A	N/A	N/A	N/A
Spartanburg	SCC Foundation	\$2,578,561.00	\$888,182.00	2005	2025	Semi-annually	Business Training Center - Capital Lease
Tri-County	TCTC Foundation	\$8,000,000.00	\$2,235,000.00	2007	2025	Annually	Anderson County Campus - Capital Lease
Tri-County	TCTC Foundation	\$27,920,000.00	\$21,172,886.55	2017	2047	Semi-annually	Student Success Center - Capital Lease
Lowcountry	Beaufort County	\$1,500,000.00	\$473,898.00	2006	2026	Annually	Initial development of New River Campus
Lowcountry	TCL Foundation	\$8,000,000.00	\$7,307,000.00	2021	2030	Annually	Construct the Culinary Institute of the South building in Bluffton, SC
Trident	SunTrust Equipment Finance and Leasing Corp.	\$11,000,000.00	\$1,966,461.00	2012	2023	Semi-annually	Construct the Nursing and Science Building
Williamsburg	N/A	\$0.00	\$0.00	N/A	N/A	N/A	N/A
York	N/A	\$0.00	\$0.00	N/A	N/A	N/A	N/A

EMPLOYEES

System-wide

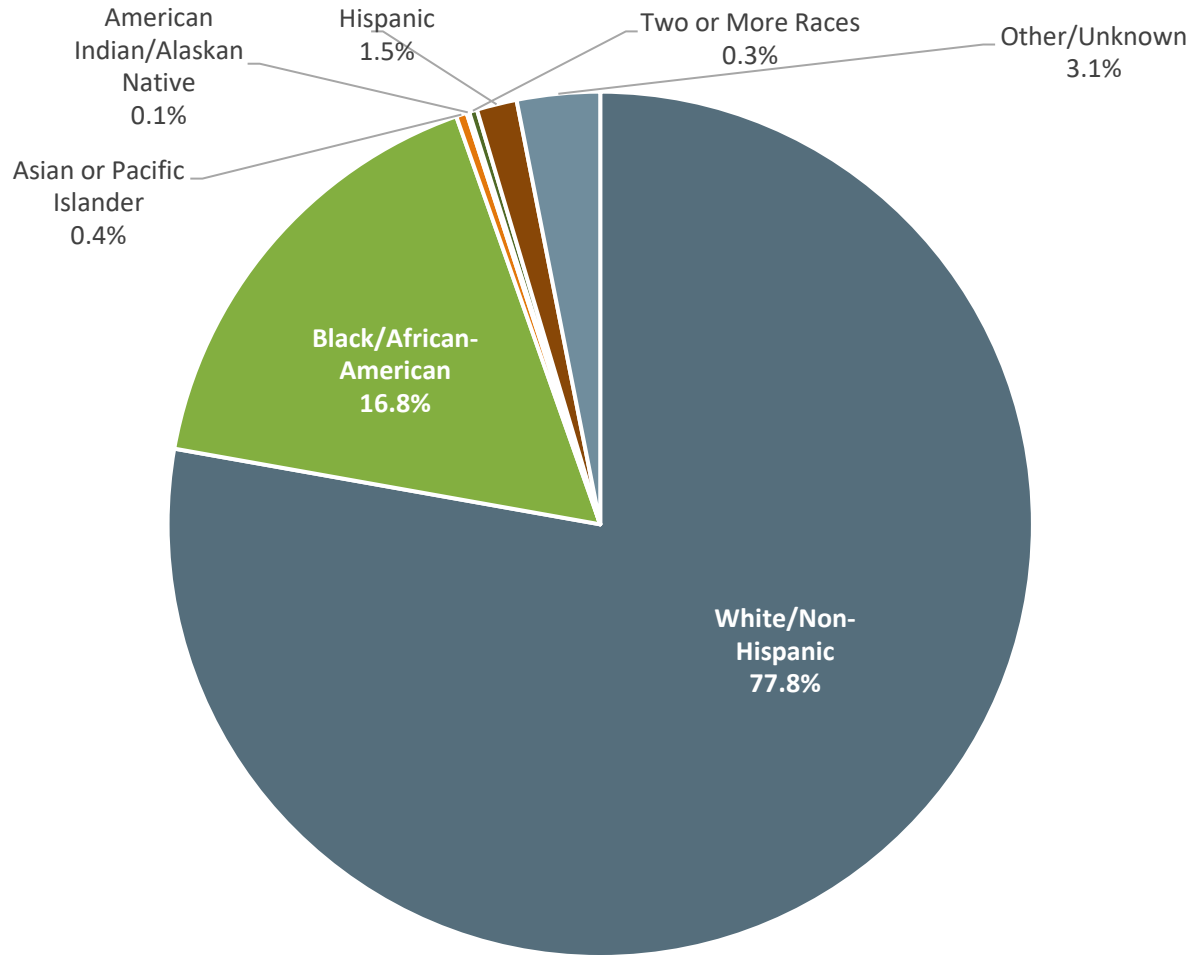


	Authorized	Vacant
State FTEs	3243.97	388.71
Other FTEs	1393.73	242.50
Federal FTEs	112.70	34.05
Total FTEs	4750.39	665.26

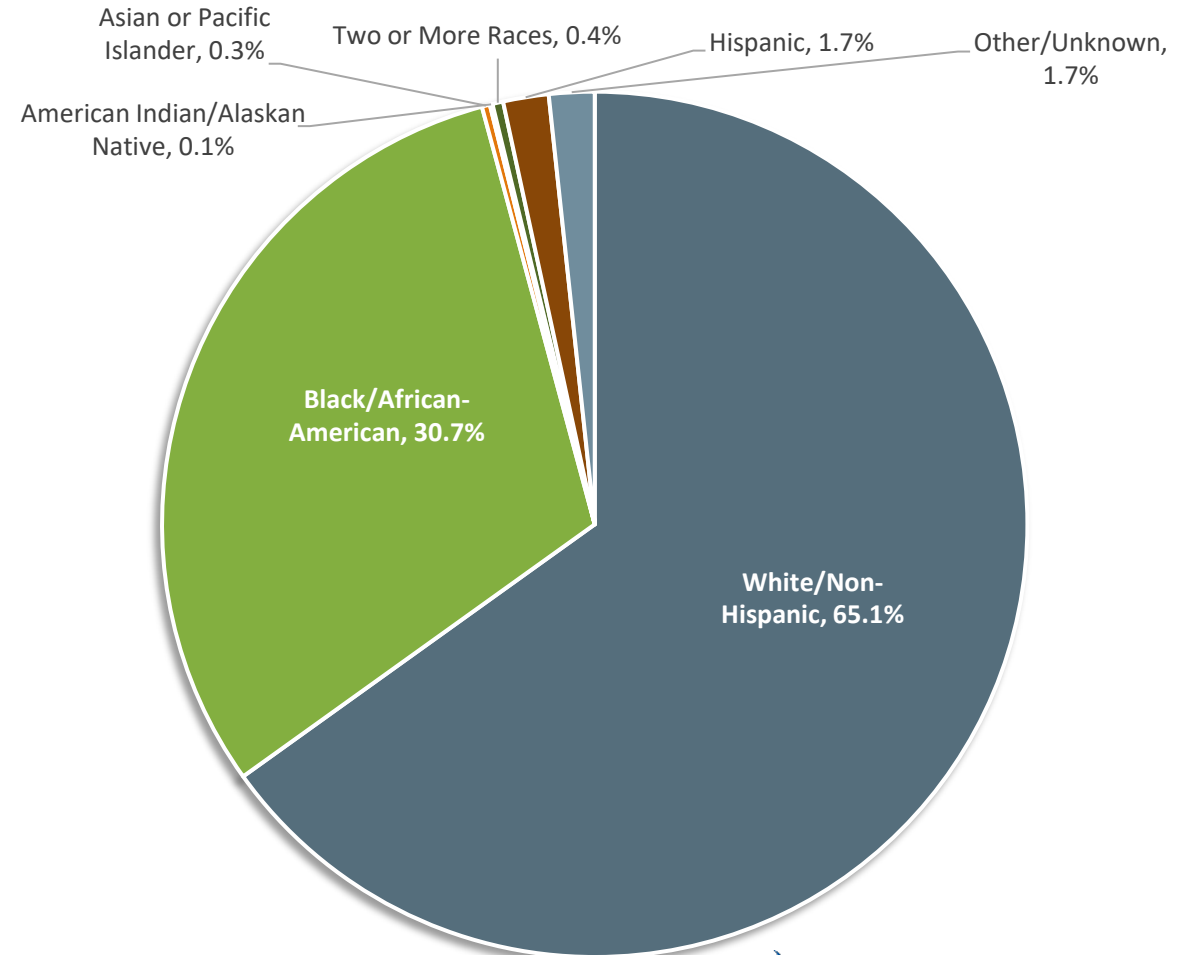
FTE INFORMATION

System-wide

FACULTY



STAFF



4% Tuition Waiver: Three-year History: In-state v. Out-of-State

By College

		FYE2019	FYE2020	FYE2021
Aiken	In-State Waiver	\$263,219	\$35,084	\$30,558
	Out-of-State Waiver	\$0	\$0	\$0
Central Carolina	In-State Waiver	\$252,408	\$630,655	\$757,516
	Out-of-State Waiver	\$897	\$2,889	\$3,520
Denmark	In-State Waiver	\$10,293	\$17,236	\$2,813
	Out-of-State Waiver	\$0	\$5,481	\$5,353
Florence-Darlington	In-State Waiver	\$178,156	\$287,547	\$330,924
	Out-of-State Waiver	\$33,065	\$30,960	\$37,140
Greenville	In-State Waiver	\$1,435,220	\$1,484,868	\$1,159,190
	Out-of-State Waiver	\$7,773	\$8,620	\$2,470
Horry-Georgetown	In-State Waiver	\$12,522	\$33,495	\$31,934
	Out-of-State Waiver	\$7,949	\$35,451	\$35,071
Midlands	In-State Waiver	\$0	\$0	\$0
	Out-of-State Waiver	\$0	\$0	\$0
Northeastern	In-State Waiver	\$56,398	\$59,208	\$30,730
	Out-of-State Waiver	\$787	\$0	\$4,095
Orangeburg-Calhoun	In-State Waiver	\$406,445	\$321,380	\$213,177
	Out-of-State Waiver	\$6,280	\$1,994	\$1,380
Piedmont	In-State Waiver	\$666,374	\$686,067	\$772,811
	Out-of-State Waiver	\$141,712	\$15,288	\$17,371
Spartanburg	In-State Waiver	\$631,908	\$859,383	\$795,127
	Out-of-State Waiver	\$1,346	\$1,346	\$0
Lowcountry	In-State Waiver	\$274,675	\$255,655	\$230,871
	Out-of-State Waiver	\$0	\$0	\$0
Tri-County	In-State Waiver	\$62,980	\$33,774	\$22,427
	Out-of-State Waiver	\$78,874	\$76,897	\$47,684
Trident	In-State Waiver	\$892,727	\$1,948,472	\$877,970
	Out-of-State Waiver	\$13,362	\$229,286	\$399,609
Williamsburg	In-State Waiver	\$422,420	\$107,076	\$7,016
	Out-of-State Waiver	\$0	\$0	\$2,188
York	In-State Waiver	\$549,496	\$703,351	\$708,513
	Out-of-State Waiver	\$0	\$0	\$0
System In-State Waiver Total		\$6,115,241	\$7,463,251	\$5,971,577
System Out-of-State Waiver Total		\$292,045	\$408,212	\$555,881

ABATEMENTS

Florence-Darlington Technical College (FDTC), Piedmont Technical College (PTC) and Tri-County Technical College (TCTC) are the only three technical colleges that provide abatements.

During the 2020-2021 academic year, FDTC abated out-of-state tuition for 34 student athletes and PTC and TCTC each abated out-of-state tuition for 1 student.

CAPITAL PROJECTS

Capital Project Name	Project Number	Project Begin Date	Beginning Budget	Current Budget	Cumulative Expenditures	Project Balance	Revenue Source(s)
ATC - CEAM Expansion and Renovation for Welding Area	6149	6/19/2019	\$15,000.00	\$1,000,000.00	\$0.00	\$1,000,000.00	Local
CCTC - Main Campus Academic/Student Services Building Construction	6174	10/4/2021	\$195,000.00	\$195,000.00	\$0.00	\$195,000.00	Appropriated State
CCTC - F. E. Dubose Campus Rd Roof Replacement	6175	10/25/2021	\$30,000.00	\$30,000.00	\$0.00	\$30,000.00	Appropriated State
CCTC - F. E. Dubose Campus HVAC Updates/Replacements	6176	10/25/2021	\$1,500,000.00	\$1,500,000.00	\$0.00	\$1,500,000.00	Appropriated State
CCTC - Main Campus Building 500 Roof Replacement	6177	10/25/2021	\$30,000.00	\$30,000.00	\$0.00	\$30,000.00	Appropriated State
CCTC - Main Campus HVAC Updates/Replacements	6178	10/25/2021	\$1,500,000.00	\$1,500,000.00	\$0.00	\$1,500,000.00	Appropriated State
CCTC - Main Campus Sumter Parking Lot Repaving	6179	10/25/2021	\$2,000,000.00	\$2,000,000.00	\$0.00	\$2,000,000.00	Appropriated State
CCTC - Main Campus Maintenance and Renovations	6180	10/28/2021	\$200,000.00	\$200,000.00	\$0.00	\$200,000.00	Appropriated State
FDTC - 100 Building Renovations	6154	10/10/2019	\$12,372.00	\$12,372.00	\$0.00	\$12,372.00	Appropriated State
FDTC - 300 Building Renovations	6155	10/10/2019	\$8,248.00	\$8,248.00	\$0.00	\$8,248.00	Appropriated State
FDTC - 400 Building Demolition	6156	10/10/2019	\$6,750.00	\$443,250.00	\$0.00	\$443,250.00	Appropriated State
FDTC - 5000 Building Walkway Bridge Repair and Renovation	6158	10/10/2019	\$15,000.00	\$1,000,000.00	\$0.00	\$1,000,000.00	Appropriated State

CAPITAL PROJECTS

Capital Project Name	Project Number	Project Begin Date	Beginning Budget	Current Budget	Cumulative Expenditures	Project Balance	Revenue Source(s)
FDTC - 600 Building Roof Replacement	6157	10/10/2019	\$9,000.00	\$742,500.00	\$457,263.20	\$285,236.80	Appropriated State
FDTC - Central Energy Plant Upgrades	6152	10/10/2019	\$15,000.00	\$15,000.00	\$0.00	\$15,000.00	Appropriated State
FDTC - Health Science Campus Façade Restoration and Roof Replacement	6153	10/10/2019	\$11,400.00	\$11,400.00	\$0.00	\$11,400.00	Appropriated State
FDTC - Life Safety and Security Improvements Agency Wide	6159	10/10/2019	\$12,000.00	\$800,000.00	\$0.00	\$800,000.00	Appropriated State
GTC - Bldg. 801 Roof Replacement & HVAC Upgrades	6131	5/2/2017	\$21,367.50	\$1,330,589.00	\$1,047,941.11	\$282,647.89	Local
GTC - Demolition of Building 602	6124	6/26/2016	\$39,900.00	\$1,380,639.00	\$364,877.01	\$1,015,761.99	Local
GTC - Bldg. 102 Renovation - Barton Campus	6143	10/24/2018	\$390,600.00	\$18,495,619.00	\$12,001,783.58	\$6,493,835.42	Local
GTC - Bldg. 102 Renovation - Barton Campus	6147	12/13/2018	\$114,775.00	\$114,775.00	\$47,854.25	\$66,920.75	Local
GTC-Parking Lot R Construction - Barton Campus	6160	2/10/2020	\$40,675.00	\$2,768,259.50	\$105,384.13	\$2,662,875.37	Local
GTC - Arts and Sciences Building	6166	7/1/2020	\$990,000.00	\$69,919,385.00	\$0.00	\$69,919,385.00	Local
HGTC - Renovation of Grand Strand Buildings 100,200 & 300 and Campus Infrastructure	6144	10/24/2018	\$120,000.00	\$8,451,509.00	\$7,684,559.98	\$766,949.02	Local

CAPITAL PROJECTS

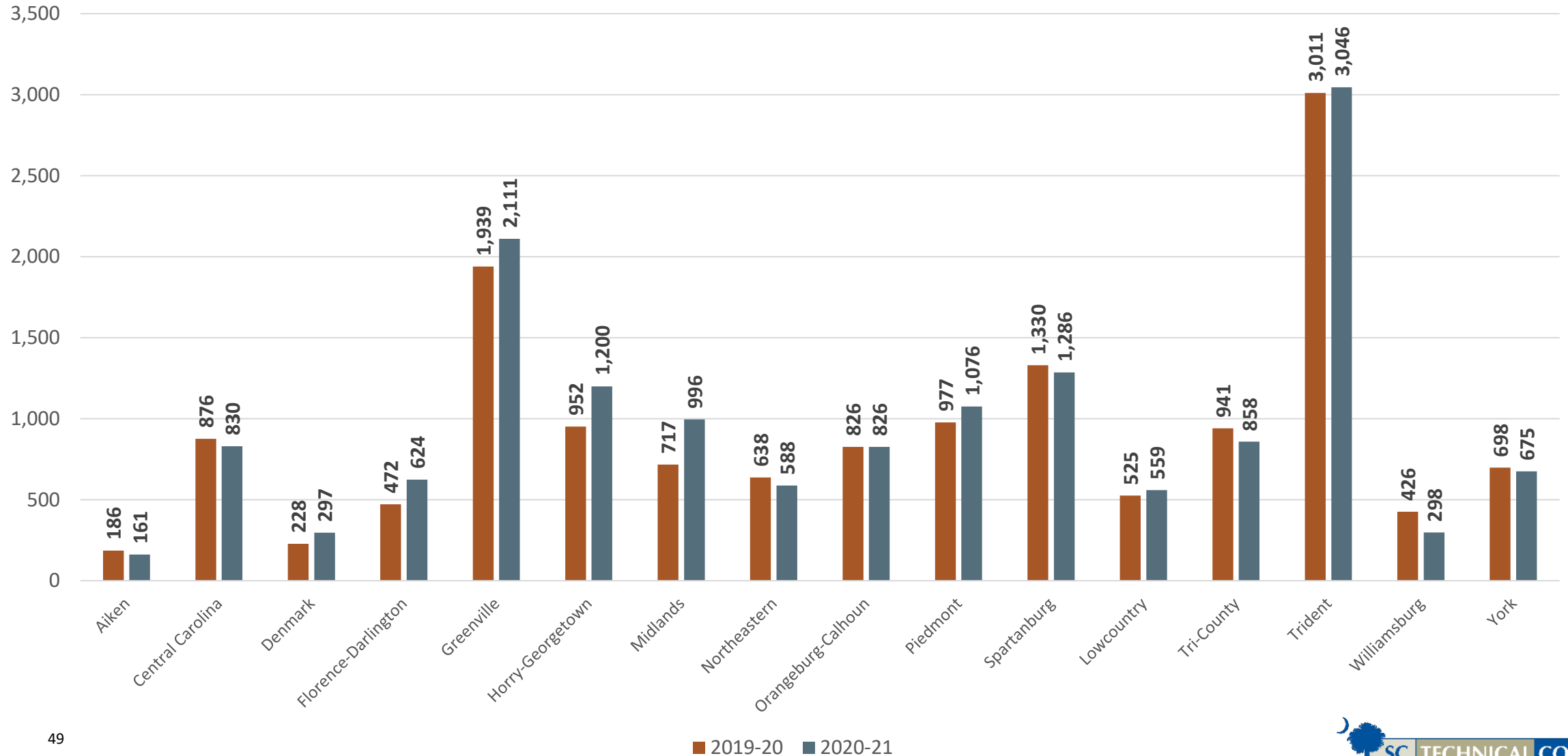
Capital Project Name	Project Number	Project Begin Date	Beginning Budget	Current Budget	Cumulative Expenditures	Project Balance	Revenue Source(s)
HGTC - Diesel Engine Training Facility Expansion-Building and Land Acquisition	6173	9/22/2021	\$20,000.00	\$20,000.00	\$20,000.00	\$0.00	Local
MTC Industrial Technology Building Expansion and Welding Lab Upgrade	6127	12/14/2016	\$4,500,000.00	\$4,500,000.00	\$3,677,157.42	\$822,842.58	Capital Reserve/Local
MTC-Center for QuickJobs Training and Workforce Development	6140	6/28/2018	\$1,050,000.00	\$30,000,000.00	\$5,256,237.11	\$24,743,762.89	Local/Bonds
MTC - Airport Learning Resource Center Improvements	6162	10/16/2020	\$37,500.00	\$37,500.00	\$0.00	\$37,500.00	Local
MTC - Springdale Hall Renovation Project	6172	6/16/2021	\$3,735.00	\$3,735.00	\$0.00	\$3,735.00	Local
NETC - Cheraw Campus Renovation	6142	8/22/2018	\$185,147.29	\$3,660,757.29	\$0.00	\$3,660,757.29	Local/Appropriated State
NETC - Marlboro Campus Renovations	6163	12/1/2020	\$82,657.46	\$5,510,498.00	\$0.00	\$5,510,498.00	Local
OCTC - Health Science Building Mechanical/Electrical Upgrades	6164	2/2/2021	\$30,000.00	\$30,000.00	\$0.00	\$30,000.00	Local
PTC - Upstate Center for Manufacturing Excellence Construction	9886	6/15/2004	\$250,000.00	\$14,800,000.00	\$13,595,543.08	\$1,204,456.92	Appropriated State/Local
PTC - Laurens Advance Manufacturing Center Renovations and Construction - III	6115	1/7/2016	\$1,500,000.00	\$1,500,000.00	\$1,469,742.81	\$30,257.19	Capital Reserve
SCC - Powers Building Renovations	6148	2/22/2019	\$448,000.00	\$3,387,446.00	\$2,639,012.67	\$748,433.33	Local

CAPITAL PROJECTS

Capital Project Name	Project Number	Project Begin Date	Beginning Budget	Current Budget	Cumulative Expenditures	Project Balance	Revenue Source(s)
TCL - Construction of the Lowcountry Culinary Arts Institute and Interpretive Center	6141	6/28/2018	\$145,000.00	\$11,053,000.00	\$0.00	\$11,053,000.00	Local
TCL - Interior Renovations for Advancement of Health and Student Services	6169	7/31/2020	\$3,500,000.00	\$3,500,000.00	\$0.00	\$3,500,000.00	Capital Reserve
TTC - Aeronautical Training Center Development	6096	10/31/2014	\$10,000,000.00	\$69,750,000.00	\$69,352,817.57	\$397,182.43	Appropriated State/Capital Reserve/Federal/Local
YTC - East Perimeter Rd. Terminus & Parking Construction	6146	10/17/2018	\$2,407,482.00	\$2,407,482.00	\$2,384,016.16	\$23,465.84	Capital Reserve
YTC - Baskins Road Corridor Renovations	6170	9/25/2020	\$2,473,927.00	\$2,473,927.00	\$105,875.00	\$2,368,052.00	Capital Reserve
YTC - Renovate H Building	6171	7/6/2021	\$49,063.00	\$49,063.00	\$0.00	\$49,063.00	Local

DUAL ENROLLMENT

by College



SC Technical College System
Diversity of Leadership
As of December 15, 2021

Aiken Technical College	President	Mahan	White Male
	VP, Administrative Services	Jordan	White Male
	VP, Academic & Student Affairs	Burdette	White Male
	VP, Advancement	English	Black Female
	VP, Human Resources	Byrd	White Female
Central Carolina Technical College	President	Pollock	White Male
	VP, Business & Finance	Young	White Female
	VP, Student Affairs	Bracken	White Female
	VP, Academic Affairs	Thomas	White Male
	VP, Institutional Advancement	Hatfield	White Female
Denmark Technical College	President	Todd	Black Male
	Executive Vice President	Myles	Black Male
	VP, Business & Finance	Bonnette	Black Male
	AVP, Institutional Advancement & Eff	Johnson-Coleman	Black Female
	AVP, Academic Affairs	Wright-Richards	Black Female
	AVP, Student Services	White	Black Male
Florence-Darlington Technical College	President	Ford	Black Male
	VP, Institutional Marketing	Jones	Black Male
	VP, Academic Affairs	David	Black Male
	VP, Business Affairs	VACANT	VACANT
	VP, SIMT	Roth	White Male
	AVP, Human Resources & Internal Relations	Dingle	Black Male
	AVP, Enrollment & Student Services	Gause	Black Female
Greenville Technical College	President	Miller	White Male
	VP, Business & Finance	DiMaggio	White Female
	VP, Institutional Effectiveness	Simer	White Female
	VP, Advancement	Wright	White Female
	VP, Human Resources	Jones	White Female
	VP, Student Services	Knowles	Black Female
	AVP, Executive Affairs	Walden	Black Female
	VP, Learning and Workforce Development	Miller	White Male
	Chief of Staff	Eddy	White Female

Horry-Georgetown Technical College	President	Fore	White Female
	VP, Student Affairs	Batten	White Female
	Executive Vice President, Academic Affairs	Wilbanks	White Female
	VP, Human Resources	Snyder	White Female
	VP, Finance & Administration	Hawley	White Male
	VP, Technology Solutions	Dove	White Male
	VP, Workforce Development & Provost	Mitchell	Black Male
	VP, IE & Development	Heafner	White Female
	Director, Public Relations	Hyman	White Female
Director, Marketing	Roper	White Female	
Midlands Technical College	President	Rhames	Black Male
	VP, Provost	Kirk	White Female
	VP, Business Affairs	Walker	Black Female
	VP, Student Development	Holloway	Black Female
	VP, Institutional Support	Bates	White Female
	General Counsel	Bias	Black Male
	AVP, Marketing & Communications	Goebeler	White Female
Northeastern Technical College	President	Wagner	White Male
	VP, Instruction	Delgado	Hispanic Male
	VP, Student Affairs	Harris	Black Female
	Director, Finance	Burton	White Male
	AVP, Institutional Advancement	Fann	White Female
	Director, Human Resources	Meggs	White Female
Orangeburg-Calhoun Technical College	President	Tobin	Black Male
	VP, Business Affairs	Huff	White Male
	VP, Academic Affairs	Berry	Black Female
	VP, Student Services	Davis	Black Female
	Assoc Academic Prog Dir, Dev & Marketing	McCurry	White Female
	Asst. Academic Prog Dir, Corporate Training & Econ Dev	Moore	Black Female
Piedmont Technical College	President	Rivers	Black Female
	VP, Academic Affairs	Fewox	White Female
	VP, Business & Finance	Childs	White Female
	VP, Human Resources	Brown	Black Female
	VP, Student Affairs & Communications	Black	White Male
	AVP, Development	Wiley	White Female

Spartanburg Community College	President	Mikota	White Male
	Senior VP, Academic Affairs	Cox	White Female
	VP, Business Affairs	Switzer	White Male
	VP, Student Affairs	Jackson	Black Male
	VP, Economic Development	Forrester	White Male
	VP, Human Resources	VACANT	VACANT
	VP, Strategic Innovation	Obi	White Female
Technical College of the Lowcountry	President	Gough	White Male
	VP, Student Affairs	Weber	White Female
	VP, Administrative Services	Hoffman	White Female
	VP, Institutional Advancement	Carns	White Female
	VP, Academic Affairs	VACANT	VACANT
	Executive Director, Human Resources	Ridenhour	White Female
Trident Technical College	President	Thornley	White Female
	Associate VP, Human Resources	Hughes	Black Female
	Associate VP, Planning & Accreditation	Green	White Male
	VP, Advancement	Howle	White Female
	VP, Development	Piccolo	White Female
	Senior VP, Business Affairs	Poelker	White Male
	VP, Education	Almquist	White Female
	VP, Student Services	Davis	Black Female
	VP, Information Technology	Mitchum	White Male
	Assistant VP, Berkley Campus	Wrighten	Black Female
	Assistant VP, Palmer Campus	Hudock	Two or More Female
	Assistant VP, Mt. Pleasant Campus	Felty	White Male
Tri-County Technical College	President	DeHay	White Male
	VP, Business Affairs	Hamilton	White Female
	VP, Academic Affairs	VACANT	VACANT
	VP, Student Support & Engagement	Jamieson	White Female
	VP, Inst. Adv & Bus Relations	Kelly	White Male
	AVP, Human Resources	Leake	Black Female
	Director, Planning & Research Chief of Staff, Gov't Rel & CCE	Marino Cooper	White Male White Male
Williamsburg Technical College	President	Lee	White Female
	VP, Academic & Student Affairs	Tremble	Black Female
	VP, Admin & Finance	Coker	White Female
	Director, Workforce Dev & CE	Graham Jackson	Black Female
	Public Information Director	Burrows	White Female

York Technical College	President	Moore	White Female
	VP, Business Services	VACANT	VACANT
	AVP, Human Resources	Morgan	Black Female
	EVP, Academic & Student Affairs	VACANT	VACANT
	VP, College Advancement	Jones	Black Female
	Director, Planning & Research	Schwartz	White Female
System Office	System President (Agency Head)	Hardee	White Male
	Chief Legal Counsel	Ganjehsani	White Male
	VP, Academic, Student Affairs & Research	Sumpter	Black Female
	VP, Finance	Johnson	White Male
	VP, Human Resource Services	Peacock	Black Female
	VP, Information Technology Services	Tata	Asian Male
	VP, Communications	Steinhilper	White Female
	VP, Economic Development	Neese	White Male
	VP, Government Relations	Bartlett	White Female
	VP, Apprenticeship Carolina	Firestone	White Female

**Denotes positions reporting directly to the President as identified on organization charts*